

CODE	COURSE NAME	CATEGORY	L	T	P	CREDIT
EET302	LINEAR CONTROL SYSTEMS	PCC	2	2	0	4

**Preamble:** This course aims to provide a strong foundation on classical control theory. Modelling, time domain analysis, frequency domain analysis and stability analysis of linear systems based on transfer function approach will be discussed. The compensator design of linear systems is also introduced.

**Prerequisite :** Basics of Circuits and Networks, Signals and Systems

**Course Outcomes :** After the completion of the course the student will be able to:

<b>CO 1</b>	Describe the role of various control blocks and components in feedback systems.
<b>CO 2</b>	Analyse the time domain responses of the linear systems.
<b>CO 3</b>	Apply Root locus technique to assess the performance of linear systems.
<b>CO 4</b>	Analyse the stability of the given LTI systems.
<b>CO 5</b>	Analyse the frequency domain response of the given LTI systems.
<b>CO 6</b>	Design compensators using time domain and frequency domain techniques.

**Mapping of course outcomes with program outcomes**

	PO 1	PO 2	PO 3	PO 4	PO 5	PO 6	PO 7	PO 8	PO 9	PO 10	PO 11	PO 12
<b>CO 1</b>	3	3	-	-	-	-	-	-	-	-	-	1
<b>CO 2</b>	3	3	3	-	-	-	-	-	-	-	-	2
<b>CO 3</b>	3	3	3	-	2	-	-	-	-	-	-	2
<b>CO 4</b>	3	3	3	-	-	-	-	-	-	-	-	3
<b>CO 5</b>	3	3	3	-	2	-	-	-	-	-	-	3
<b>CO 6</b>	3	3	3	2	-	-	-	-	-	-	-	3

**Assessment Pattern:**

Total Marks	CIE marks	ESE marks	ESE Duration
150	50	100	03 Hrs

Bloom's Category	Continuous Assessment Tests		End Semester Examination
	1	2	
Remember (K1)	10	10	20
Understand (K2)	10	10	20
Apply (K3)	30	30	60
Analyse (K4)			
Evaluate (K5)			
Create (K6)			

**End Semester Examination Pattern** : There will be two parts; Part A and Part B.  
**Part A** contains 10 questions with 2 questions from each module, having 3 marks for each question. Students should answer all questions.  
**Part B** contains 2 questions from each module of which student should answer any one. Each question carries 14 marks and can have maximum 2 sub-divisions.

### Course Level Assessment Questions:

#### Course Outcome 1 (CO1)

1. Derive and explain the transfer function of AC servo motor.
2. With the help of suitable sketches explain the need for a lead compensator.
3. Explain how does the feedback element affect the performance of the closed loop system.

#### Course Outcome 2 (CO2):

1. Obtain the different time domain specifications for a given second order system with impulse input.
2. Determine the value of the natural frequency of oscillation  $\omega_n$  for the unity feedback system with forward transfer function  $G_p(s) = \frac{K}{s(s+10)}$ , which results in a critically damped response. Also analyse the effect of K on damping factor.
3. Problems related to static error constant and steady state error for a given input.

#### Course Outcome 3(CO3):

1. Determine the value of K such that the closed loop system with  $G(s)H(s) = \frac{K}{s(s+1)(s+4)}$  is oscillatory, using Root locus.
2. Construct the Root locus for the closed loop system with  $G(s)H(s) = \frac{K}{s(s^2 + 2s + 2)}$  ?  
Determine the value of K to achieve a damping factor of 0.5?
3. Problems on root locus for systems with positive feedback.

#### Course Outcome 4 (CO4):

1. Problems related to application of Routh's stability criterion for analysing the stability of a given system.
2. Problems related to assess the stability of the given system using Bode plot.
3. Problem related to the analysis of given system using Nyquist stability criterion.

#### Course Outcome 5 (CO5):

1. Determine the value of K such that the gain margin for the system with  $G(s)H(s) = \frac{K}{s(s+1)(s+5)}$  equals to 2.

- Determine the phase margin to assess the stability of the system with

$$G(s)H(s) = \frac{2}{s(s+1)(s+4)}$$

- Derive and explain the dependence of resonant peak on damping factor.

### Course Outcome 6 (CO6):

- Problems related to the design of lead compensator using Bode plot.
- Problems related to the design of lag compensator using Root locus technique.
- Design the parameters of an electrical lag circuit with  $f_1 = 200$  Hz and  $f_2 = 1$  kHz

### Model Question Paper

PAGES: 2

### QPCODE:

Reg. No: \_\_\_\_\_

Name: \_\_\_\_\_

**APJ ABDUL KALAM TECHNOLOGICAL UNIVERSITY**  
**SIXTH SEMESTER B.TECH DEGREE EXAMINATION**  
**MONTH & YEAR**

Course Code: **EET302**

Course Name: **LINEAR CONTROL SYSTEMS**

**Max. Marks: 100**

**Duration: 3 Hours**

### PART A

**Answer all Questions. Each question carries 3 Marks**

- Give a comparison between open loop and closed loop control systems with suitable examples.
- Derive the dependence of  $\phi_m$  and  $\alpha$  of a lead compensator and hence explain the restrictions on the selection of  $\alpha$ ?
- For a closed loop system with  $G(s) = \frac{1}{s(s+5)}$ ; and  $H(s) = 0.05$ , calculate the steady state error constants.
- Check the stability of the system given by the characteristic equation,  $G(s) = s^5 + 2s^4 + 4s^3 + 8s^2 + 16s + 32$ ; using Routh criterion.
- With suitable sketches explain how the addition of poles to the open-loop transfer function affect the root locus plots.
- Explain Ziegler – Nichol's PID tuning rules.
- Explain the features of non-minimum phase systems with a suitable example.
- How do you determine the gain margin of a system, with the help of Bode plot?
- State and explain Nyquist stability criterion.
- Discuss the procedure for Lag compensator design using Root locus technique.

**PART B**

**Answer any one full question from each module. Each question carries 14 Marks**

**Module 1**

- 11 a) Derive the transfer function of an Armature controlled dc servo motor. Assess the effect of time constants on the system performance. (9)
- b) Compare the effect of  $H(s)$  on the pole-zero plot of the closed loop system with  $G(s) = \frac{s+3}{(s^2+3s+2)}$  with: i) derivative feed back  $H(s)=s$ ; ii) integral feedback  $H(s)=1/s$ . (5)
- 12 a) Why compensation is necessary in feedback control system? What are the factors to be considered for choosing the feedback compensation? (6)
- b) With relevant characteristics explain the operation of the following control devices.  
i) Synchro error detector, ii) Tachogenerator. (8)

**Module 2**

- 13 a) Derive an expression for the step response of a critically damped second order system? Explain the dependency of  $M_p$  on damping factor. (9)
- b) Determine the value of  $K$  and the natural frequency of oscillation  $\omega_n$  for the unity feedback system with forward transfer function  $G(s) = \frac{K}{s(s+10)}$ , which results in a critically damped response when subjected to a unit step input. Also determine the steady state error for unit velocity input. (5)
- 14 a) A unity feedback system is characterized by an open loop transfer function  $G(s) = \frac{20}{(s^2+5s+5)}$ . Determine the transient response when subjected to a unit step input and sketch the response. Evaluate the maximum overshoot and the corresponding peak time of the system. (9)
- b) Using Routh criterion determine the value of  $K$  for which the unity feedback closed loop system with  $G(s) = \frac{K}{s(s^2+20s+8)}$  is stable. (5)

**Module 3**

- 15 a) Design a lag lead compensator with open loop transfer function  $G(s) = \frac{K}{s(s+0.5)}$  to satisfy the following specifications (i) damping ratio of the dominant closed loop poles is 0.5 (ii) Undamped natural frequency of the dominant closed loop poles  $\omega_n = 5$  rad/sec (iii) Velocity error constant  $K_v = 80$ . (10)
- b) Compare between PI and PD controllers. (4)
- 16 a) Sketch root locus for a system with  $G(s)H(s) = \frac{K(s+1)}{s(s+4)}$ . Hence determine the range of  $K$  for the system stability. (9)
- b) With help of suitable sketches, explain how does Angle and Magnitude criteria of Root locus method help in control system design. (5)



**Module 4**

- 17 a) The open-loop transfer function of a unity feedback system is  $G(s) = \frac{K}{s(0.5s+1)(0.04s+1)}$ . Use asymptotic approach to plot the Bode diagram and determine the value of K for a gain margin of 10 dB. (8)
- b) Compare between the polar plots for  $G(s)H(s) = \frac{K}{(s+4)}$  and  $G(s)H(s) = \frac{K(s-4)}{(s+4)}$ . (6)
- 18 a) Draw the polar plot of an open loop transfer function  $G(s) = \frac{6}{(s+1)(s+2)}$  and comment on the phase margin and gain margin. (8)
- b) Explain the detrimental effects of transportation lag, using Bode plot. (6)

**Module 5**

- 19 a) Draw Nyquist plot for the system whose open loop transfer function is  $G(s)H(s) = \frac{K}{s(s+2)(s+10)}$ . Determine the range of K for which the closed loop system is stable. (9)
- b) Write a short note on Nichols chart. (5)
- 20 a) Design a phase lead compensator for a unity feedback system given by the open loop transfer function  $G(s) = \frac{K}{s(s+1)}$  to meet the following specifications (i) phase margin of the system  $> 45^\circ$  (ii) ess for unit ramp  $< 1/15$  (iii) gain crossover frequency must be 7.5 rad/sec. (11)
- b) Explain the design constraints on the selection of corner frequencies of lag compensator. (3)

**Syllabus****Module 1****Feedback Control Systems (9 hours)**

Open loop and closed loop control systems- Examples of automatic control systems - Transfer function approach to feed back control systems – Effect of feedback

Control system components – Control applications of DC and AC servo motors, Tacho generator, Synchro, Gyroscope and Stepper motor

Controllers- Types of controllers & Compensators - Transfer function and basic characteristics of lag, lead and lag-lead phase compensators.

**Module 2****Performance Analysis of Control Systems (9 hours)**

Time domain analysis of control systems: Time domain specifications of transient and steady state responses- Impulse and Step responses of first and second order systems- Pole dominance for higher order systems.

Error analysis: Steady state error analysis and error constants -Dynamic error coefficients.

Stability Analysis: Concept of BIBO stability and Asymptotic stability- Time response for various pole locations- stability of feedback systems - Routh's stability criterion- Relative stability

**Module 3****Root Locus Analysis and Compensator Design (11 hours)**

Root locus technique: Construction of Root locus- stability analysis- effect of addition of poles and zeroes- Effect of positive feedback systems on Root locus

Design of Compensators: Design of lag, lead and lag-lead compensators using Root locus technique.

PID controllers: PID tuning using Ziegler-Nichols methods.

Simulation based analysis: Introduction to simulation tools like MATLAB/ SCILAB or equivalent for Root locus based analysis (Demo/Assignment only)

**Module 4****Frequency domain analysis (9 hours)**

Frequency domain specifications- correlation between time domain and frequency domain responses

Polar plot: Concepts of gain margin and phase margin- stability analysis

Bode Plot: Construction- Concepts of gain margin and phase margin- stability analysis, Effect of Transportation lag and Non-minimum phase systems.

**Module 5****Nyquist stability criterion and Compensator Design using Bode Plot (9 hours)**

Nyquist criterion: Nyquist plot- Stability criterion- Analysis

Introduction to Log magnitude vs. phase plot and Nichols chart (concepts only) -

Compensator design using Bode plot: Design of lag, lead and lag-lead compensator using Bode plot.

Simulation based analysis: Introduction to simulation tools like MATLAB/ SCILAB or equivalent for various frequency domain plots and analysis (Demo/Assignment only).

**Textbooks**

1. Nagarath I. J. and Gopal M., Control System Engineering, 5/e, New Age Publishers
2. Ogata K, Modern Control Engineering, 5/e, Prentice Hall of India.
3. Nise N. S, Control Systems Engineering, 6/e, Wiley Eastern
4. Dorf R. C. and Bishop R. H, Modern Control Systems, 12/e, Pearson Education

**Reference Books**

1. Kuo B. C, Automatic Control Systems, 7/e, Prentice Hall of India
2. Desai M. D., Control System Components, Prentice Hall of India, 2008
3. Gopal M., Control Systems Principles and Design, 4/e, Tata McGraw Hill.
4. Imthias Ahamed T. P, Control Systems, Phasor Books, 2016

**Course Contents and Lecture Schedule:**

Module	Topic coverage	No. of Lectures
<b>1</b>	<b>Feedback Control Systems (9 hours)</b>	
1.1	Terminology and basic structure of Open loop and Closed loop control systems- Examples of Automatic control systems (block diagram representations only)	2
1.2	Transfer function approach to feed back control systems- Effect of feedback- Characteristic equation- poles and zeroes- type and order.	2
1.3	Control system components: Transfer functions of DC and AC servo motors –Control applications of Tacho generator, Synchro, Gyroscope and Stepper motor	3
1.4	Need for controllers: Types of controllers – Feedback, Cascade and Feed forward controllers Compensators: Transfer function and basics characteristics of lag, lead, and lag-lead phase compensators	2
<b>2</b>	<b>Performance Analysis of Control Systems (9 hours)</b>	
2.1	Time domain analysis of control systems: Time domain specifications of transient and steady state responses- Impulse and Step responses of First order systems- Impulse and Step responses of Second order systems- Pole dominance for higher order systems	3

2.2	Error analysis: Steady state error analysis - static error coefficient of Type 0, 1, 2 systems. Dynamic error coefficients	2
2.3	Stability Analysis: Concept of stability-BIBO stability and Asymptotic stability- Time response for various pole locations- stability of feedback systems	2
2.4	Application of Routh's stability criterion to control system analysis- Relative stability	2
<b>3</b>	<b>Root Locus Analysis and Compensator Design (11 hours)</b>	
3.1	Root locus technique: General rules for constructing Root loci – stability from root loci -	3
3.2	Effect of addition of poles and zeros on Root locus	1
3.3	Effect of positive feedback systems on Root locus	1
3.4	Design using Root locus: Design of lead compensator using root locus.	2
3.5	Design of lag compensator using root locus.	1
3.6	Design of lag-lead compensator using root locus	1
3.7	PID Controllers: Need for P, PI and PID controllers	1
3.8	Design of P, PI and PID controller using Ziegler-Nichols tuning method.	1
3.9	Simulation based analysis: Introduction to simulation tools like MATLAB/ SCILAB or equivalent simulation software and tool boxes for Root locus based analysis (Demo/Assignment only)	
<b>4</b>	<b>Frequency domain analysis (9 hours)</b>	
4.1	Frequency domain specifications- correlation between time domain and frequency domain responses	2
4.2	Polar plot: Concepts of gain margin and phase margin- stability analysis	2
4.3	Bode Plot: Construction of Bode plots- gain margin and phase margin- Stability analysis based on Bode plot	4
4.4	Effect of Transportation lag and Non-minimum phase systems	1
<b>5</b>	<b>Nyquist stability criterion and Compensator Design using Bode Plot (9 hours)</b>	
5.1	Nyquist stability criterion: Nyquist plot- Stability criterion- Analysis	3
5.2	Introduction to Log magnitude vs. phase plot and Nichols chart	1
5.3	Design using Bode plot: Design of lead compensator using Bode plot.	2
5.4	Design of Lag compensator using Bode plot.	2
5.5	Design of Lag- lead compensator using Bode plot	1
5.6	Simulation based analysis: Introduction to simulation tools like MATLAB/ SCILAB or equivalent simulation software and tool boxes for various frequency domain plots and analysis (Demo/Assignment only).	

CODE	COURSE NAME	CATEGORY	L	T	P	CREDIT
EET304	POWER SYSTEMS II	PCC	3	1	0	4

**Preamble:** The basic objective of this course is to deliver fundamental concepts in power system analysis. The steady state and transient analysis of electrical power system is comprehensively covered in this course ranging extensively using the conventional methods as well as advanced mathematics.

**Prerequisite:** EET 301 Power Systems I

**Course Outcomes :** After the completion of the course the student will be able to:

CO 1	Apply the per unit scheme for any power system network and compute the fault levels.
CO 2	Analyse the voltage profile of any given power system network using iterative methods.
CO 3	Analyse the steady state and transient stability of power system networks.
CO 4	Model the control scheme of power systems.
CO 5	Schedule optimal generation scheme.

**Mapping of course outcomes with program outcomes**

	PO 1	PO 2	PO 3	PO 4	PO 5	PO 6	PO 7	PO 8	PO 9	PO 10	PO 11	PO 12
CO 1	3	3										2
CO 2	3	3	2									2
CO 3	3	3	2									1
CO 4	3	2										
CO 5	3	3	1								3	1

**Assessment Pattern**

Bloom's Category	Continuous Assessment Tests		End Semester Examination
	1	2	
Remember (K1)	10	10	20
Understand (K2)	10	10	20
Apply (K3)	30	30	60
Analyse (K4)	-	-	-
Evaluate (K5)	-	-	-
Create (K6)	-	-	-

**End Semester Examination Pattern:** There will be two parts; Part A and Part B. Part A contain 10 questions with 2 questions from each module, having 3 marks for each question. Students should answer all questions. Part B contains 2 questions from each module of which student should answer any one. Each question can have maximum 2 sub-divisions and carry 14 marks.

### Course Level Assessment Questions

#### Course Outcome 1 (CO1):

1. Why do we adopt per unit scheme of representation? (K2)
2. Which is the most frequent fault and which is the most severe fault? Substantiate with equation. (K2, K3)

#### Course Outcome 2 (CO2):

1. How is consistency followed in load flow studies? (K4)
2. How does acceleration factor improve convergence in Gauss Siedel Load flow? (K4)

#### Course Outcome 3 (CO3):

1. Differentiate between steady state and transient stability? (K1, K2)
2. Derive a swing equation. (K3)

#### Course Outcome 4 (CO4):

1. What is the significance of Inertia constant? (K3)
2. Draw the schematic representation of AGC. Show the frequency deviation pattern. (K1, K2, K3)

#### Course Outcome 5 (CO5):

1. What are penalty factors? Explain the significance. (K2, K3)
2. Why do we need Unit commitment? Explain with an example. (K3)



**Model Question paper****QP CODE:****PAGES:5**

Reg. No: \_\_\_\_\_

Name: \_\_\_\_\_

**APJ ABDUL KALAM TECHNOLOGICAL UNIVERSITY  
SIXTH SEMESTER B.TECH DEGREE EXAMINATION,  
MONTH & YEAR  
Course Code: EET 304**

**Course Name: POWER SYSTEMS II**

Max. Marks: 100

Duration: 3 Hours

**PART A (3 x 10 = 30 Marks)**

**Answer all Questions. Each question carries 3 Marks**

1. The generator neutral grounding impedance appears as  $3Z_n$  in the zero-sequence network. Why?
2. A single-phase transformer is rated at 110/440 V, 3 KVA. Its leakage reactance measured on 110 V side is 0.05 ohm. Determine the leakage impedance referred to 440 V side.
3. What is the need of slack bus in load flow analysis?
4. A power system consists of 300 buses out of which 20 buses are generator buses and 25 buses are provided with reactive power support. All other buses are load buses. Determine the size of the Newton Raphson load flow Jacobian matrix.
5. Explain critical clearing angle and its significance with respect to the stability of a power system.
6. Explain Equal Area criterion and state the assumptions made.
7. Draw the basic block diagram of Automatic Voltage Regulator.
8. Discuss the application of SCADA in power system monitoring
9. Explain unit commitment? List out the constraints on unit commitment.
10. Write the conditions for the optimal power dispatch in a lossless system.

**PART B (14 x 5 = 70 Marks)**

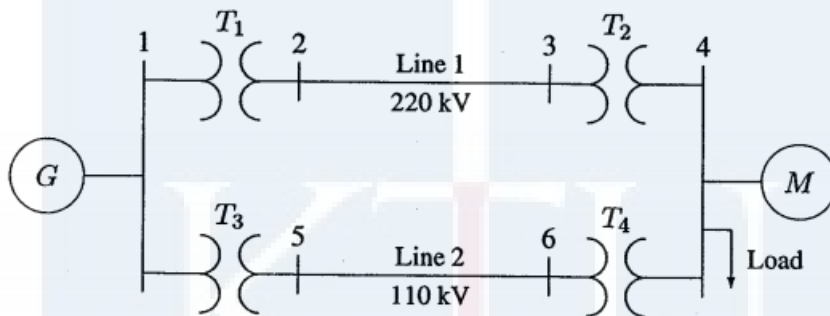
**Answer any one full question from each module. Each question carries 14 Marks**

**Module I**

1. a) The one-line diagram of a three phase power system is shown in figure below. Select the common base of 100 MVA and 22 kV on the generator side. Draw an impedance diagram with all impedances including the load impedance marked in per unit. The

manufacturer's data for each device is given as follows. The three phase load at bus 4 absorbs 57 MVA, .6 power factor lagging at 10.45 kV. Line1 and Line 2 have reactances of  $48.4\Omega$  and  $65.43\Omega$ , respectively.

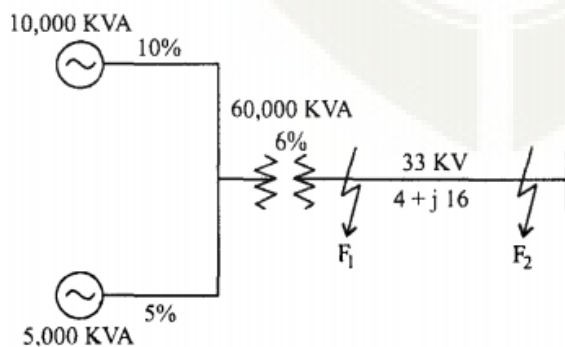
G	90 MVA	22 kV	X=18%
T <sub>1</sub>	50 MVA	22/220 kV	X=10%
T <sub>2</sub>	40 MVA	220/11 kV	X=6%
T <sub>3</sub>	40 MVA	22/110 kV	X=6.4%
T <sub>4</sub>	40 MVA	110/11 kV	X=8%
M	66.5 MVA	10.45 kV	X=18.5%



(10)

- b) What are the advantages of pu system? Obtain the expression for converting the per unit impedance expressed on one base to another. (4)

2. a) A 33 KV line has a resistance of 4 ohm and reactance of 16 ohm respectively. The line is connected to a generating station bus bars through a 6000 KVA step up transformer which has a reactance of 6%. The station has two generators rated 10,000 KVA with 10% reactance and 5000 KVA with 5% reactance. Calculate the fault current and short circuit KVA when a 3-phase fault occurs at the HV terminals of the transformers and at the load end of the line.

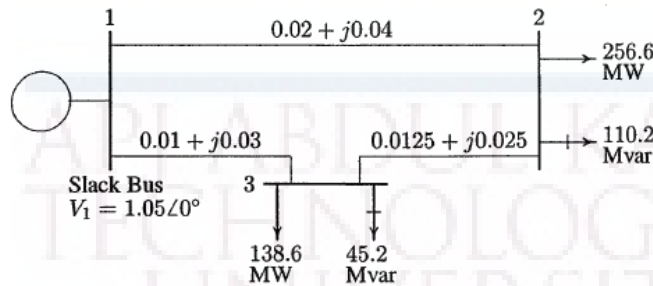


3. (10)

- b) Explain the different types of current limiting reactors. (4)

## Module II

4. a) For the system shown in figure obtain the load flow solution at the end of 2 iterations by Gauss Seidel method. The line impedances are marked in per unit on a 100 MVA base.



(10)

- b) Explain DC load flow.

(4)

5. Consider the three bus system shown below. Each of the three lines have a series impedance of  $0.02 + j0.08$  pu and a total shunt admittance of  $j0.02$  pu. The specified quantities at the buses are tabulated below.

Bus	Real load Demand, $P_D$	Reactive load demand, $Q_D$	Real power Generation, $P_G$	Reactive power Generation, $Q_G$	Voltage specification
1	2.0	1.0	Unspecified	Unspecified	$V_1 = 1.04 + j0$
2	0.0	0.0	0.5	1.0	Unspecified
3	1.5	0.6	0.0	$Q_{G3} = ?$	$ V_3  = 1.04$

Controllable reactive power source is available at bus 3 with the constraint  $0 \leq Q_{G3} \leq 1.5$  pu. Find the load flow solution using FDLF method (one iteration).

(14)

## Module III

6. a) Starting from first principles, derive swing equation of a synchronous machine. (6)
- b) Two generators rated at 4-pole, 50 Hz, 50 MW 0.85 p.f (lag) with moment of inertia  $28,000 \text{ kg-m}^2$  and 2-pole, 50Hz, 75 MW 0.82 p.f (lag) with moment of inertia  $5,000 \text{ kg-m}^2$  are connected by a transmission line. Find the inertia constant of each machine and the inertia constant of single equivalent machine connected to infinite bus. Take 100 MVA base. (8)
7. a) A 50 Hz generator is delivering 50% of the power that it is capable of delivering through a transmission line to an infinite bus. A fault occurs that increases the reactance between the generator and the infinite bus to 500% of the value before the

fault. When the fault is isolated, the maximum power that can be delivered is 75% of the original maximum value. Determine the critical clearing angle for the condition described. (10)

b) Explain Equal Area criterion and state the assumptions made. (4)

#### Module IV

8. a) Two turboalternators rated for 110 MW and 210 MW have governor drop characteristics of 5 per cent from no load to full load. They are connected in parallel to share a load of 250 MW. Determine the load shared by each machine assuming free governor action. (10)

b) Enumerate the reasons for keeping strict limits on the system frequency variations. (4)

9. a) Develop and explain the block diagram of automatic load frequency control of an isolated power system. (10)

b) A 100 MVA synchronous generator operates on full load at a frequency of 50 Hz. Inertia constant is 8 MJ/MVA. The load is suddenly reduced 100 MW. Due to time lag in governor system, the steam valve begins to close after 0.4 seconds. Determine the change in frequency that occurs in this time. (4)

#### Module V

10. a) The fuel inputs per hour of plants 1 and 2 are given as

$$F_1 = 0.2 P_1^2 + 40 P_1 + 120 \text{ Rs. per hr}$$

$$F_2 = 0.25 P_2^2 + 30 P_2 + 150 \text{ Rs. per hr}$$

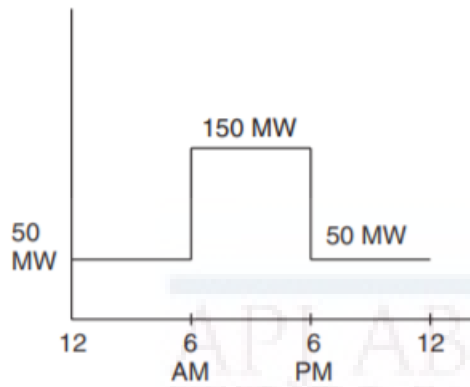
Determine the economic operating schedule and the corresponding cost of generation if the maximum and minimum loading on each unit is 100 MW and 25 MW, the demand is 180 MW, and transmission losses are neglected. If the load is equally shared by both the units, determine the saving obtained by loading the units as per equal incremental production cost. (6)

b) Assume that the fuel input in Btu per hour for units 1 and 2 are given by

$$F_1 = (8P_1 + 0.024 P_1^2 + 80)10^6$$

$$F_2 = (6P_2 + 0.04 P_2^2 + 120)10^6$$

The maximum and minimum loads on the units are 100 MW and 10 MW respectively. Determine the minimum cost of generation when the following load (as per Figure given below) is supplied. The cost of fuel is Rs. 2 per million Btu.



(8)

11. a) A 2 bus system consist of two power plants connected by a transmission line. The cost curve characteristics of the two plants are

$$C_1 = 0.01P_1^2 + 16P_1 + 20 \text{ Rs/hr}$$

$$C_2 = 0.02P_2^2 + 20P_2 + 40 \text{ Rs/hr}$$

When a power of 120 MW is transmitted from plant 1 to load (near to plant 2), a loss of 14 MW is occurred. Determine the optimal scheduling of plants and load demand, if cost of received power is 30 Rs./MWhr.

(10)

- b) The incremental fuel cost of two generating units  $G_1$  and  $G_2$  is given by  $IC_1 = 25 + 0.2P_1$ ,  $IC_2 = 32 + 0.2P_2$ , where  $P_1$  and  $P_2$  are real powers generated by the unit. Find the economic allocation for a total load of 250 MW. Neglect the transmission losses.

(4)

### Syllabus

#### Module I (10 hours)

Per unit quantities-single phase and three phase- Symmetrical components- sequence networks- Fault calculations-symmetrical and unsymmetrical- Fault level of installations- Limiters - Contingency ranking.

#### Module II (8 hours)

Load flow studies – Introduction-types-network model formulation and admittance matrix, Gauss-Siedel (two iterations), Newton-Raphson (Qualitative analysis only) and Fast Decoupled method (two iterations) - principle of DC load flow - Introduction to distribution flow.

#### Module III (10 hours)

Power system stability - steady state, dynamic and transient stability-power angle curve-steady state stability limit -mechanics of angular motion-swing equation - solution of swing equation - Point by Point method - RK method - Equal area criterion application - methods of improving stability limits - Phasor Measurement Units- Wide Area Monitoring Systems

**Module IV (10 hours)**

Turbines and speed governors-Inertia-Automatic Generation Control: Load frequency control: single area and two area systems - Subsynchronous Resonance - Automatic voltage control -Exciter Control- SCADA systems

**Module V (8 hours)**

Economic Operation - Distribution of load between units within a plant - transmission loss as a function of plant generation - distribution of load between plants - method of computing penalty factors and loss coefficients. Unit commitment: Introduction — constraints on unit commitments: spinning reserve, thermal unit constraints- hydro constraints.

**References:**

1. Hadi Saadat, *Power System Analysis*, 2/e, McGraw Hill, 2002.
2. D. P. Kothari and I. J. Nagrath, *Modern Power System Analysis*, 2/e, TMH, 2009.
3. Kundur P., *Power system Stability and Control*, McGraw Hill, 2006
4. Cotton H. and H. Barbera, *Transmission & Distribution of Electrical Energy*, 3/e, Hodder and Stoughton, 1978.
5. Gupta B. R., *Power System Analysis and Design*, S. Chand, New Delhi, 2006.
6. Gupta J.B., *Transmission & Distribution of Electrical Power*, S.K. Kataria& Sons, 2009.
7. Soni, M.L., P. V. Gupta and U. S. Bhatnagar, *A Course in Electrical Power*, Dhanpat Rai& Sons, New Delhi, 1984.
8. John J Grainger and William D Stevenson, *Power System Analysis*, 4/e, McGraw Hill, 1994.
9. Uppal S. L. and S. Rao, *Electrical Power Systems*, Khanna Publishers, 2009.
10. Wadhwa C. L., *Electrical Power Systems*, 33/e, New Age International, 2004.
11. Weedy B. M., B. J. Cory, N. Jenkins, J. B. Ekanayake and G. Strbac, *Electric Power System*, John Wiley & Sons, 2012.


**Course Contents and Lecture Schedule:**

No	Topic	No. of Lectures
<b>1</b>	<b>Module I(10 hours)</b>	
1.1	Per unit quantities-single phase and three phase.- -Numerical Problems	2
1.2	Symmetrical components- sequence networks-Numerical Problems	3
1.3	Fault calculations-symmetrical and unsymmetrical-Numerical Problems	3
1.4	Fault level of installations- Limiters-Numerical Problems	2
<b>2</b>	<b>Module 2(8 Hours)</b>	



2.1	Load flow studies – Introduction-types	1
2.2	Network model formulation and admittance matrix-Numerical Problems	2
2.3	Gauss-Siedel (two iterations) -Numerical Problems not more than three buses	1
2.4	Newton-Raphson (Qualitative analysis only)	2
2.5	Fast Decoupled method (two iterations) -Numerical Problems not more than three buses	1
2.6	Principle of DC load flow. Introduction to distribution flow.	1
<b>3</b>	<b>Module 3(10 hours)</b>	
3.1	Power system stability steady state, dynamic and transient stability-- Numerical Problems	2
3.2	power angle curve-steady state stability limit --Numerical Problems	2
3.3	Point by Point method Equal area criterion application-Numerical Problems. RK method-(Abstract idea only)	2
3.4	Methods of improving stability limits-Numerical Problems	2
3.5	Contingency ranking-SSR-(Abstract idea only) – PMUs and Wide area monitoring systems	2
<b>4</b>	<b>Module IV (10 hours)</b>	
4.1	Turbines and speed governors-inertia.	2
4.2	Automatic Generation Control: Load frequency control: single area and two area systems-Numerical Problems	3
4.3	Automatic voltage control -Exciter Control.	2
4.4	SCADA systems--(Abstract idea only)	1
4.5	Phasor Measurement Unit- Wide Area Monitoring Systems-(Abstract idea only)	2
<b>5</b>	<b>Module V (8 hours)</b>	
5.1	Economic Operation Distribution of load between units within a plant transmission loss as a function of plant generation distribution of load between plants-Numerical Problems	3
5.2	Method of computing penalty factors and loss coefficients-Numerical Problems	2

5.3	Unit commitment: Introduction — Constraints on unit commitments: Spinning reserve, Thermal unit constraints- Hydro constraints- Numerical Problems.	3
-----	---	---



CODE	COURSE NAME	CATEGORY	L	T	P	CREDITS
EET306	POWER ELECTRONICS	PCC	3	1	0	4

**Preamble:** To impart knowledge about the power semiconductor devices, the operation of various power converters and its applications.

**Prerequisite:** Basics of Electrical Engineering / Introduction to Electrical Engineering/  
Basics of Electronics Engineering

**Course Outcomes:** After the completion of the course the student will be able to:

CO 1	Explain the operation of modern power semiconductor devices and its characteristics.
CO 2	Analyse the working of controlled rectifiers.
CO 3	Explain the working of AC voltage controllers, inverters and PWM techniques.
CO 4	Compare the performance of different dc-dc converters.
CO 5	Describe basic drive schemes for ac and dc motors.

#### Mapping of course outcomes with program outcomes

	PO 1	PO 2	PO 3	PO 4	PO 5	PO 6	PO 7	PO 8	PO 9	PO 10	PO 11	PO 12
CO 1	3	1	-	1	-	-	-	-	-	-	-	-
CO 2	3	2	1	2	-	-	-	-	-	-	-	2
CO 3	3	3	-	-	-	-	-	-	-	-	-	-
CO 4	3	3	2	2	-	-	-	-	-	-	-	2
CO 5	3	2	-	-	-	-	-	-	-	-	-	2

#### Assessment Pattern

Bloom's Category	Continuous Assessment Tests		End Semester Examination
	1	2	
Remember (K1)	10	10	20
Understand (K2)	20	20	30
Apply (K3)	20	20	50
Analyse (K4)	-	-	-
Evaluate (K5)	-	-	-
Create (K6)	-	-	-

**End Semester Examination Pattern :** There will be two parts; Part A and Part B. Part A contain 10 questions with 2 questions from each module, having 3 marks for each question. Students should answer all questions. Part B contains 2 questions from each module of which student should answer any one. Each question can have maximum 2 sub-divisions and carry 14 marks.

### Course Level Assessment Questions

#### Course Outcome 1 (CO1):

1. Explain the working and switching characteristics of SCR, MOSFET, IGBT (K1)
2. Give a brief description on wide band-gap power devices (K1)
3. Draw and explain the switching characteristics of SCR (K1, K2)
4. Discuss the protection circuits for SCR (K2)
5. Explain different types of isolation in gate drive for power converter circuits (K1, K2)

#### Course Outcome 2 (CO2):

1. Describe the working with waveforms of single phase half wave rectifiers for different firing angles. (K1)
2. Describe the working with waveforms of single phase fully controlled rectifiers for different firing angles and loads.(K2)
3. Describe the working with waveforms of single phase half controlled rectifiers for different firing angles and loads.(K2)
4. Describe the working with waveforms of three phase rectifiers for different firing angles and loads. (K2)
5. Problems in finding the average output voltage of rectifier. (K2, K3)

#### Course Outcome 3 (CO3):

1. Explain the working of ACVC with R and RL loads. (K1)
2. Explain single phase inverter for R and RL loads, problems in finding the output voltage, THD of inverter. (K2, K3)
3. Explain 3 phase mode  $120^\circ$  and  $180^\circ$  conduction modes. (K4)
4. Explain single phase current source inverter PWM Inverter. (K1)
5. Explain single pulse PWM, multiple pulse, and sinusoidal PWM technique (K1, K2)

#### Course Outcome 4 (CO4):

1. Explain the working of step up and step down converters. (K1, K2)
2. Problems related to step up and step down converters. (K2, K3)
3. Analyse the working of Buck, Boost & Buck Boost regulators. (K3, K4)
4. Design the value of filter inductor & capacitance in regulators. (K3, K4)
5. Problems in Buck, Boost & Buck Boost regulators. (K2, K3)

**Course Outcome 5 (CO5):**

1. Explain the block diagram of an electric drive (K1,K2)
2. Explain the working of single phase rectifier fed DC drive (K2, K3)
3. Explain the chopper controller DC drive (K2,K3)
4. Explain the four quadrant operation of a DC drive (K2, K3)
5. Explain the v/f control of Induction motor drive (K3,K4)

**Model Question paper**

**QP CODE:**

PAGES:2

Reg.No: \_\_\_\_\_

Name: \_\_\_\_\_

**APJ ABDUL KALAM TECHNOLOGICAL UNIVERSITY  
SIXTH SEMESTER B.TECH DEGREE EXAMINATION,  
MONTH & YEAR  
Course Code: EET 306**

**Course Name: POWER ELECTRONICS**

Max. Marks: 100

Duration: 3 Hours

**PART A (3 x 10 = 30 Marks)**

**Answer all Questions. Each question carries 3 Marks**

1. Explain different turn on methods of SCR.
2. Describe the reverse recovery characteristics of a power diode.
3. Draw the input and output voltage waveforms of single phase half controlled rectifier feeding RL load in continuous and discontinuous conduction mode.
4. Explain with neat sketches, the input and output voltage waveforms of 3 $\phi$  half controlled rectifier with R load for a firing angle of 30 $^{\circ}$ .
5. Compare voltage source and current source inverters.
6. Explain the terms modulation index and frequency modulation ratio related to pulse width modulation.
7. Explain time ratio control method to vary the output voltage in choppers.
8. Derive the expression for output voltage of a Buck Converter.
9. What are the advantages of electric drives?
10. Explain regenerative braking control in drives.

**PART B (14 x 5 = 70 Marks)**

**Answer any one full question from each module. Each question carries 14 Marks**

**Module 1**

11. a) Explain the two transistor analogy of SCR. (6)  
b) Compare the switching characteristics of IGBT. (8)
12. a) Explain the structural details of MOSFET. (8)  
b) Write short note on wideband gap devices. (6)

**Module 2**

13. a) Explain the operation of single phase full wave controlled rectifier without freewheeling diode, when feeding RL load. (10)  
b) Write short notes on pulse transformer. (4)
14. a) The full-wave controlled bridge rectifier has an AC input of 220 V rms at 50 Hz and a 20 ohm load resistor. The delay angle is  $40^\circ$ . Determine the average current in the load, the power absorbed by the load, and the source volt-amperes. (7)  
b) Draw the circuit of 3 phase fully controlled rectifier with RLE load and explain the working for  $\alpha=60^\circ$  with necessary waveforms. Derive the expression for output voltage. (7)

**Module 3**

15. a) Explain the  $120^\circ$  conduction mode of a three-phase bridge inverter with output voltage waveforms, indicating the devices conducting in each state. (10)  
b) Write short notes of THD. (4)
16. a) Explain sinusoidal PWM technique for varying the magnitude of output voltage in a single-phase inverter. (6)  
b) Briefly explain current source inverter (8)

**Module 4**

17. a) Explain the working of a Buck-Boost regulator, showing relevant waveforms and derive the expression for its output voltage. (8)



- b) Design a DC-DC Converter with 12 V input and 200 V output at upto 50 W. The ripple in the output voltage and input current should not exceed  $\pm 5\%$  and  $\pm 20\%$  respectively. Select suitable device and switching frequency. (6)

18. a) Describe the working of four quadrant chopper in all the four quadrants with relevant circuit diagrams. (10)

- b) Briefly explain the current limit control in dc-dc converter (4)

### Module 5

19. a) Explain the working of a single phase full converter drive (8)

- b) Explain the working of a four quadrant chopper drive (6)

20. a) Explain the stator voltage control for Induction motor drive (8)

- b) Explain the working of v/f control of Induction motor drive (6)

### Syllabus

#### Module 1 - 11 hrs

**Introduction to Power Electronics**-Scope and applications-power electronics vs signal electronics (1 hr)

**Structure and principle of operation of power devices**- Power diode, Power MOSFET & IGBT – switching characteristics - comparison. Basic principles of wideband gap devices- SiC, GaN (4 hrs)

**SCR**- Structure, Static characteristics & Switching (turn-on & turn-off) characteristics -  $di/dt$  &  $dv/dt$  protection – Turn-on methods of SCR - Two transistor analogy (5 hr)

**Gate triggering circuits** – Requirements of isolation and synchronization in gate drive circuits- Opto and pulse transformer based isolation (1hr)

#### Module 2 - 9 hrs

**Controlled Rectifiers (Single Phase)** – Half-wave controlled rectifier with R load– Fully controlled and half controlled bridge rectifier with R, RL and RLE loads (continuous & discontinuous conduction) – Output voltage equation- related simple problems(5 hrs)

**Controlled Rectifiers (3-Phase)** - 3-phase half-wave controlled rectifier with R load – Fully controlled & half-controlled bridge converter with RLE load (continuous conduction, ripple free) – Output voltage equation-Waveforms for various triggering angles (detailed mathematical analysis not required) (4 hrs)

**Module 3 - 9 hrs**

**AC voltage controllers (ACVC)** – 1-phase full-wave ACVC with R, & RL loads – Waveforms – RMS output voltage, Input power factor with R load (2 hrs)

**Inverters** – Voltage Source Inverters– 1-phase half-bridge & full bridge inverter with R and RL loads – THD in output voltage – 3-phase bridge inverter with R load – 120° and 180° conduction modes– Current Source Inverters-1-phase capacitor commutated CSI.(5 hrs)

**Voltage control in 1-phase inverters** – Pulse width modulation – Single pulse width, Multiple pulse width and Sine-triangle PWM (unipolar & bipolar modulation) – Modulation Index - Frequency modulation ratio.(2 hrs)

**Module 4 - 8 hrs**

**DC-DC converters** – Step down and Step up choppers – Single-quadrant, Two-quadrant and Four quadrant chopper – Pulse width modulation & current limit control in dc-dc converters. (4 hrs)

**Switching regulators** – Buck, Boost & Buck-boost –Operation with continuous conduction mode – Waveforms – Design of Power circuits (switch selection, filter inductance and capacitance) (4 hrs)

**Module 5 - 11 hrs**

**Electric Drive:** Introduction to electric drives – Block diagram – advantages of electric drives- types of load – classification of load torque (2 hrs)

**DC Drives:** Single phase semi converter and single phase fully controlled converter drives. Dual Converters for Speed control of DC motor-1-phase and 3-phase configurations; Simultaneous and Non-simultaneous operation. Chopper controlled DC drives- Single quadrant chopper drives- Regenerative braking control- Two quadrant chopper drives- Four quadrant chopper drives(6 hrs)

**AC Drives:** Three phase induction motor speed control. Stator voltage control – stator frequency control - Stator voltage and frequency control (v/f) (3 hrs)

(It is expected to emphasize the ease of independent control of field flux and armature flux in SEDC motor and relate the same with Induction motor)

**Text Books**

1. Muhammad H. Rashid, Power Electronics Circuits, Devices and Applications, Pearson Education
2. Daniel W. Hart, Power Electronics, Tata McGraw-Hill Education
3. P.S. Bimbhra, Power Electronics, Khanna Publishers, New Delhi

**References:**

1. Mohan N., T. M. Undeland and W. P. Robbins., Power Electronics, Converters,

- Applications & Design, Wiley-India
2. Fundamentals of Power Electronics, Erickson, Robert W., and Maksimovic, Dragan.
  3. Krein P. T., Elements of Power Electronics, Oxford University Press, 1998.
  4. L. Umanand, Power Electronics – Essentials & Applications, Wiley-India
  5. Singh M. D. and K. B. Khanchandani, Power Electronics, Tata McGraw Hill, New Delhi, 2008.
  6. Joseph Vithayathil, Power Electronics: Principles and Applications, McGraw-Hill College; International edition ,1995
  7. Application notes on SiC and GaN, [www.infineon.com](http://www.infineon.com). [online]
  8. Evolution of wide Band-gap Semi-conductors for power devices expanding field of applications. Technical review, Vol 4, Toshiba Corporation, 2018
  9. Milligan, J. W., Sheppard, S., Pribble, W., Wu, Y.-F., Muller, G., & Palmour, J. W. (2007). SiC and GaN Wide Bandgap Device Technology Overview, 2007 IEEE Radar Conference. doi:10.1109/radar.2007.374395.
  10. Vedam Subramaniam “Electric drives (concepts and applications)”, Tata McGraw-Hill, 2001.
  11. G. K. Dubey, Fundamentals of Electric Drives, Narosa publishers, second edition, 2010.

#### Course Contents and Lecture Schedule:

No.	Topic	No. of Lectures
<b>1</b>	<b>Power Devices (11 hours)</b>	
1.1	Introduction to Power Electronics: Scope and applications-power electronics vs signal electronics.	1
1.2	Structure, principle of operation, switching characteristics of Power Devices- Power Diode, Power MOSFET & IGBT – Comparison	3
1.3	Basic principles of wideband gap devices-SiC, GaN	1
1.4	SCR- Structure, Static characteristics & Switching (turn-on & turn-off) characteristics - $di/dt$ & $dv/dt$ protection – Turn-on methods of SCR - Two transistor analogy	5
1.5	Requirements of isolation and synchronization in gate drive circuits- Opto and pulse transformer based isolation	1
<b>2</b>	<b>Single phase and three phase controlled rectifiers (9 hours)</b>	
2.1	Half-wave controlled rectifier with R load	2
2.2	1-phase fully controlled bridge rectifier with R, RL and RLE loads (continuous & discontinuous conduction) – Output voltage equation	2
2.3	1-phase half controlled bridge rectifier with R, RL and RLE loads	1
2.4	3-phase half-wave controlled rectifier with R load	2
2.5	3-phase fully controlled & half-controlled converter with RLE load (continuous conduction, ripple free) – Output voltage equation.	2

<b>3</b>	<b>Inverters and Voltage control in single phase inverters (9 Hours)</b>	
3.1	Applications of AC-AC converters – Single phase full-wave AC voltage controllers with R, & RL loads- Waveforms	1
3.2	RMS output voltage, Input power factor with R load	1
3.3	Voltage Source Inverters– 1-phase Half-bridge & Full bridge inverter with R and RL loads– THD in output voltage	2
3.4	3-phase bridge inverter with R load – 120° and 180° conduction modes	2
3.5	Current Source Inverters-1-phase capacitor commutated CSI.	1
3.6	Pulse Width Modulation – Single pulse width, Multiple pulse width and Sine-triangle PWM (bipolar modulation) – Modulation Index - Frequency modulation ratio.	2
<b>4</b>	<b>DC-DC converters (8 Hours)</b>	
4.1	Step down and Step up choppers – Single-quadrant chopper	2
4.2	Two-quadrant and Four-quadrant chopper – Pulse width modulation & current limit control in dc-dc converters.	2
4.3	Buck, Boost & Buck-boost –Operation with continuous conduction mode – Waveforms	3
4.4	Design of Power circuits (switch selection, filter inductance and capacitance)	1
<b>5</b>	<b>Electric drives (11 Hours)</b>	
5.1	Electric Drive: Introduction to electric drives – Block diagram – advantages of electric drives- types of load – classification of load torque	2
5.2	DC Drives: Single phase semi converter and single phase fully controlled converter drives. Dual Converters for Speed control of DC motor-1-phase and 3-phase configurations; Simultaneous and Non-simultaneous operation.	3
5.3	Chopper controlled DC drives. Single quadrant chopper drives. Regenerative braking control. Two quadrant chopper drives. Four quadrant chopper drives	3
5.4	AC Drives: Three phase induction motor speed control. Stator voltage control – stator frequency control - Stator voltage and frequency control (v/f) (3 hrs)	3

CODE	COURSE NAME	CATEGORY	L	T	P	CREDIT
EET312	BIOMEDICAL INSTRUMENTATION	PEC	2	1	0	3

**Preamble** : Nil

**Prerequisite** : Measurements and Instrumentation

**Course Outcomes** : After the completion of the course, the student will be able to:

<b>CO 1</b>	Explain the basics of anatomy and physiology of human body.
<b>CO 2</b>	Explain different techniques for the measurement of various physiological parameters.
<b>CO 3</b>	Describe modern imaging techniques for medical diagnosis
<b>CO 4</b>	Identify the various therapeutic equipments used in biomedical field
<b>CO 5</b>	Discuss the patient safety measures and recent advancements in medical field.

#### Mapping of course outcomes with program outcomes

	PO1	PO2	PO3	PO4	PO5	PO6	PO7	PO8	PO9	PO10	PO11	PO12
<b>CO 1</b>	2	-	-	-	-	2	-	-	-	-	-	-
<b>CO 2</b>	2	-	2	-	-	2	-	-	-	-	-	-
<b>CO 3</b>	2	-	2	-	-	2	-	-	-	-	2	-
<b>CO 4</b>	2	2	-	-	-	2	-	-	-	-	2	-
<b>CO 5</b>	2	2	2	-	-	2	-	-	-	-	-	1

#### Assessment Pattern

Bloom's Category	Continuous Assessment Tests		End Semester Examination
	1	2	
Remember	15	15	30
Understand	20	20	40
Apply	15	15	30
Analyse			
Evaluate			
Create			

**End Semester Examination Pattern** : There will be two parts; Part A and Part B. **Part A** contain 10 questions (each carrying 3 marks) with 2 questions from each module. Students should answer all questions.

**Part B** contains 2 questions from each module, out of which students should answer any one. Each question can have maximum 2 sub-divisions and carries 14 marks.

## Course Level Assessment Questions

### Course Outcome 1 (CO1):

1. Explain the anatomy of heart and cardiac system.
2. Describe the physiology of respiratory system.
3. Discuss the generation and propagation of action potential with neat sketches.
4. Explain electrode theory and Nernst equation.
5. Draw and explain the equivalent circuit of skin electrode interface.
6. Discuss about surface electrodes.
7. What are the applications of needle electrodes?
8. What are microelectrodes?
9. What are the different bioelectrical potentials generated in human body?

### Course Outcome 2 (CO2):

1. What are the problems encountered in measuring living systems?
2. Explain the direct method of blood pressure measurement.
3. Explain the indirect method of blood pressure measurement.
4. Explain the Oscillometric method of blood pressure measurement.
5. Explain the Ultrasonic method of blood pressure measurement.
6. Explain the method of blood flow measurement using electromagnetic blood flowmeter.
7. Explain the method of blood flow measurement using Ultrasonic blood flowmeter.
8. Explain the measurement of Cardiac output.
9. What is phonocardiography?
10. Explain the measurement of respiratory parameters using spirometer.

### Course Outcome 3(CO3):

1. Explain ECG with a neat block diagram.
2. What is Einthoven triangle?
3. With neat sketches explain the different electrode placement schemes of ECG.
4. Explain the 10-20 system of EEG electrodes placement.
5. Draw and explain the block diagram of EEG machine.
6. Draw and explain the block diagram of EMG recorder.
7. What are the applications of EEG waveforms?
8. Draw the different EEG waveforms and state its frequency.

### Course Outcome 4 (CO4):

1. Explain the generation of X-rays and also mention its applications in biomedical engineering.
2. What are the types of CAT scanning?
3. Explain the principle of MRI scanning.
4. Explain the principle of PET scanning.
5. Explain demand pacemaker with a neat block diagram.
6. Why a dual peak DC defibrillator preferred over DC defibrillator?



7. Explain artificial kidney with neat sketches.
8. Explain shortwave diathermy.
9. Explain microwave diathermy.

**Course Outcome 5 (CO5):**

1. Discuss the need for ventilators.
2. Draw and explain the block diagram of infant incubator.
3. Explain lithotripsy.
4. What is a heart lung machine?
5. What are the different methods of accident prevention in hospitals?
6. Differentiate between macro shock and micro shock.
7. Explain the physiological effects of electric current.
8. Draw the block diagram of a telemetry system.
9. What are the chemical blood tests carried out in a clinical laboratory?
10. Enumerate the application of robotics in medical field.

**Model Question paper**

**QP CODE:**

PAGES: 2

Reg. No: \_\_\_\_\_

Name: \_\_\_\_\_

**APJ ABDUL KALAM TECHNOLOGICAL UNIVERSITY  
SIXTH SEMESTER B.TECH DEGREE EXAMINATION,  
MONTH & YEAR**

**Course Code: EET312**

**Course Name: Biomedical Instrumentation**

Max. Marks: 100

Duration: 3 Hours

**PART A (3 x 10 = 30 Marks)**

**Answer all Questions. Each question carries 3 Marks**

1. What are Microelectrodes?
2. What are the different bioelectrical potentials generated in human body?
3. Explain the measurement of Cardiac output.
4. What is Phonocardiography?
5. What are the applications of EEG waveforms?
6. Explain the 10-20 system of EEG electrodes placement.
7. What are the types of CAT scanning?
8. Explain the principle of MRI scanning.
9. What are the different methods of accident prevention in hospitals?
10. Discuss the need for ventilators.

**PART B (14 x 5 = 70 Marks)**

**Answer any one full question from each module. Each question carries 14 Marks**

**Module 1**

11. a) Discuss the generation and propagation of action potential with neat sketches. (8)  
b) Draw and explain the equivalent circuit of skin electrode interface. (6)
12. a) Briefly explain different Bio potential electrodes. (10)  
b) Discuss about surface electrodes. (4)

**Module 2**

13. a) Explain the Ultrasonic method of blood pressure measurement. (7)  
b) Explain the method of blood flow measurement using electromagnetic blood flow meter (7)
14. a) Explain the direct method of blood pressure measurement. (7)  
b) Explain the measurement of respiratory parameters using Spirometer (7)

**Module 3**

15. a) Draw and explain the block diagram of EEG machine. (8)  
b) Explain the significance of Einthoven triangle. (6)
16. a) Draw the different EEG waveforms and state its frequency (7)  
b) Explain ECG with a neat block diagram (7)

**Module 4**

17. a) Explain the generation of X-rays and also mention its applications in biomedical engineering. (14)
18. a) Explain the principle of CAT scanning (7)  
b) Explain the principle of MRI scanning (7)

**Module 5**

19. a) Draw the block diagram of infant incubator and explain (10)  
b) Write a note on medical robotics (4)
20. a) What are the chemical blood tests carried out in a clinical laboratory (10)  
b) Explain artificial kidney with neat sketches (4)

## Syllabus

### Module 1

Human Physiological systems: Brief discussion of Heart and Cardio-vascular system- Physiology of Respiratory system - Anatomy of Nervous and Muscular systems-Problems encountered in measuring living systems

Bioelectric potential: Resting and action potential - Generation and propagation - Bioelectric potentials associated with physiology systems (ECG, EEG and EMG).

Bio potential Electrodes: Theory – Surface electrode – Microelectrode-Needle electrodes.

Transducers for biomedical applications: Transducers for the measurement of pressure, temperature and respiration rate.

### Module 2

Measurement of blood pressure: Direct and indirect measurement – Oscillometric method – Ultrasonic method-Measurement of blood flow and cardiac output- Plethysmography –Photo electric and Impedance Plethysmographs-Measurement of heart sounds –Phonocardiography.

Cardiac measurements: Electro-conduction system of the heart- Electro-cardiography – Electrodes and leads – Einthoven triangle- ECG read out devices-ECG machine – block diagram

### Module 3

Measurements from the nervous system: Neuronal communication-EEG waveforms and features - 10-20 electrode measurement- EEG Block diagram – Brain-Computer interfacing.

Muscle response: Electromyography- Block diagram of EMG recorders – Nerve conduction velocity measurement

Measurements of respiratory parameters: Spiro meter-Pneumograph

### Module 4

Modern Imaging Systems: Basic X-ray machines - CAT scanner- Principle of operation - scanning components - Ultrasonic Imaging principle - types of Ultrasound Imaging - MRI and PET scanning(Principle only).

Therapeutic equipment: Cardiac Pacemakers - De-fibrillators - Hemodialysis machines - Artificial kidney – Lithotripsy - Short wave and Micro wave Diathermy machines

### Module 5

Ventilators - Heart Lung machine - Infant Incubators

Instruments for clinical laboratory: Test on blood cells – Chemical tests

Electrical safety: Physiological effects of electric current – Shock hazards from electrical equipment – Method of accident prevention.

Introduction to Tele- medicine - Introduction to medical robotics

### Text Books

L. Cromwell, F. J. Weibell and L. A. Pfeiffer, “Biomedical Instrumentation Measurements”, Pearson education, Delhi, 1990.

J. G. Webster, “Medical Instrumentation, Application and Design”, John Wiley and Sons

### Reference Books

1. R. S. Khandpur, “Handbook of Biomedical Instrumentation”, Tata McGraw Hill
2. J. J. Carr and J. M. Brown, “Introduction to Biomedical Equipment Technology”, Pearson Education
3. AchimSchweikard, “Medical Robotics”, Springer

### Course Contents and Lecture Schedule

Sl. No.	Topic	No. of Lectures
<b>1</b>	<b>Human Physiology Systems and Transducers (8 hours)</b>	
1.1	Problems encountered in measuring living systems - Cardio-vascular – Respiratory- nervous and muscular systems of the body.	2
1.2	Electrode theory-Bioelectric potential - Resting and action potential - Generation and propagation.	1
1.3	Bioelectric potentials associated with physiology systems (ECG, EEG and EMG).	1
1.4	Electrodes Theory - Surface electrode - Needle electrode - Microelectrode	2
1.5	Transducers for the measurement of Pressure, temperature and respiration rate.	2
<b>2</b>	<b>Cardio Vascular System Measurements(8 hours)</b>	
2.1	Measurement of blood pressure – direct and indirect measurement – Oscillometric measurement –Ultrasonic method	2
2.2	Measurement of blood flow and cardiac output -Plethysmography – Photo electric and Impedance Plethysmographs	3
2.3	Measurement of heart sounds –Phonocardiography.	1

2.4	Electro-conduction system of the heart - Electro Cardiography – Electrodes and leads – Einthoven triangle.	1
2.5	ECG read out devices - ECG machine – Block diagram	1
<b>3</b>	<b>Nervous System and its Measurements(7 hours)</b>	
3.1	Neuronal communication - Measurements from the nervous system.	1
3.2	Electroencephalography- Lead system -10-20 Electrode system,	1
3.3	EEG Block diagram - EEG waveforms and features – Brain-Computer interfacing.	2
3.4	Electromyography- Block diagram of EMG recorders - Nerve conduction velocity	2
3.5	Respiratory parameters measurements – Spiro meter - Pneumography.	1
<b>4</b>	<b>Modern Imaging Systems and Therapeutic Equipment(7 hours)</b>	
4.1	Basic X-ray machines	1
4.2	CAT Scanner- Principle of operation - Scanning components	1
4.3	Ultrasonic imaging principle - Types of Ultrasound imaging - MRI and PET scanning(Principle only).	2
4.4	Cardiac pace makers - De-fibrillators	1
4.5	Hemo-dialysis machines -Artificial kidney -Lithotripsy	1
4.6	Short wave and Micro wave diathermy machines	1
<b>5</b>	<b>Instrumentation for Patient Support and Safety(6 hours)</b>	
5.1	Ventilators - Heart lung machine - Infant incubators	1
5.2	Instruments for clinical laboratory – Test on blood cells – Chemical tests	1
5.3	Electrical safety– Physiological effects of electric current	1
5.4	Shock hazards from electrical equipment - Method of accident prevention	1
5.5	Introduction to tele- medicine	1
5.6	Introduction to medical robotics	1

CODE	COURSE NAME	CATEGORY	L	T	P	CREDITS
EET322	RENEWABLE ENERGY SYSTEMS	PEC	2	1	0	3

**Preamble** : This course introduces about different new and renewable sources of energy. Design of some of the systems are also discussed

**Prerequisite** : Power Systems I

**Course Outcomes** : After the completion of the course the student will be able to:

CO 1	Describe the environmental aspects of renewable energy resources.
CO 2	Explain the operation of various renewable energy systems.
CO 3	Design solar PV systems.
CO 4	Explain different emerging energy conversion technologies and storage.

#### Mapping of course outcomes with program outcomes

	PO 1	PO 2	PO 3	PO 4	PO 5	PO 6	PO 7	PO 8	PO 9	PO 10	PO 11	PO 12
CO 1	3	3										2
CO 2	3	3										2
CO 3	3	3										2
CO 4	3	3										2

#### Assessment Pattern

Bloom's Category	Continuous Assessment Tests		End Semester Examination
	1	2	
Remember (K1)	10	10	10
Understand (K2)	20	20	40
Apply (K3)	20	20	50
Analyse (K4)	-	-	-
Evaluate (K5)	-	-	-
Create (K6)	-	-	-

**End Semester Examination Pattern** : There will be two parts; Part A and Part B. Part A contain 10 questions with 2 questions from each module, having 3 marks for each question. Students should answer all questions. Part B contains 2 questions from each module of which student should answer any one. Each question can have maximum 2 sub-divisions and carry 14 marks.

**Course Level Assessment Questions**

**Course Outcome 1 (CO1):**

1. Explain the environmental impacts of wind energy systems. (K1)
2. Explain the limitations of renewable energy systems (K2)

**Course Outcome 2 (CO2):**

1. With the help of a block diagram, explain the working of a wind energy conversion system. (K2)
2. Explain the working of a small hydro power plant with the help of a diagram. (K2)

**Course Outcome 3 (CO3):**

1. Design a grid connected solar photovoltaic system. (K3).
2. Design a solar photovoltaic system for a water pumping system. (K3).

**Course Outcome 4 (CO4):**

1. Explain how energy can be generated from alcohol. (K2)
2. Explain the need for energy storage systems. Discuss how energy can be stored in batteries. (K2).

**Model Question paper**

**QP CODE:**

PAGES: 2

Reg. No: \_\_\_\_\_

Name: \_\_\_\_\_

**APJ ABDUL KALAM TECHNOLOGICAL UNIVERSITY**  
**SIXTH SEMESTER B.TECH DEGREE EXAMINATION,**  
**MONTH & YEAR**  
**Course Code: EET322**

**Course Name: RENEWABLE ENERGY SYSTEMS**

Max. Marks: 100

Duration: 3 Hours

**PART A (3 x 10 = 30 Marks)**

**Answer all Questions. Each question carries 3 Marks**

1. What do you mean by global warming? Explain its adverse effects.
2. Write notes on Indian energy scenario.
3. Determine the local apparent time corresponding to 11.30 IST on July 1, at Delhi (280° 35' N, 77° 12' E). The equation of time correction on July 1 is -4 minutes.
4. Draw and explain the V- I characteristics of a solar cell.
5. Define tip speed ratio, cut in speed and cut out speed of a wind turbine.



6. Explain the factors to be considered for the selection of small hydro plants.
7. Discuss the advantages and disadvantages of tidal power plants.
8. Explain the principle of operation of an OTEC plant. What are its advantages?
9. Explain how power can be derived from satellite stations.
10. Explain how energy can be stored using flywheels.

### **PART B (14 x 5 = 70 Marks)**

**Answer any one full question from each module. Each question carries 14 Marks**

#### **Module 1**

11. a. Illustrate the relation between energy and sustainable development. (4)  
b. Compare the advantages and disadvantages of different conventional sources of energy. (10)
12. a. Write notes on Kyoto protocol. (4)  
b. List out the advantages and disadvantages of different non-conventional sources of energy. (10)

#### **Module 2**

13. a. With the help of a diagram, explain the working of a pyrheliometer. (7)  
b. Explain how a standalone solar PV system can be designed. (7)
14. a. With the help of a diagram, explain the working of a flat plate collector. (7)  
b. Explain how Maximum Power Point Tracking can be done using a buck boost converter. (7)

#### **Module 3**

15. a. Derive an expression for power derived from wind. Explain the characteristic of a wind turbine. (7)  
b. A propeller wind machine has rotor diameter of 40 m. It is operating at location having wind speed of 35 kmph and rotating at 20 rpm. Calculate theoretically the power which the machine can extract from the wind considering both wake rotation and effect of drag. Assume  $\xi = 0.12$ . (7)
16. a. With the help of a diagram, explain a wind energy conversion system with variable speed drive scheme. (8)  
b. Explain the different types of turbines used in small hydro plants. (6)

#### **Module 4**

17. With the help of a diagram, explain the working of different types of tidal power plants. (14)
18. a. With the help of a diagram, explain the working of an OTEC system using hybrid cycle. (10)  
b. Write notes on the factors to be considered for site selection of OTEC plants. (4)

#### **Module 5**

19. a. With the help of a diagram, explain biomass gasification based electric power generation. (8)  
b. Explain the working of a fuel cell with the help of a diagram (6)
20. a. With the help of a diagram, explain the working of KVIC model biogas plant. (10)  
b. Write notes on pumped storage plants (4)

## Syllabus

### Module 1

Introduction, Environmental Aspects Of Energy-Ecology-Greenhouse Effect-Global Warming-Pollution-Various Pollutants and their Harmful Effects-Green Power-The United Nations Framework Convention On Climate Change (UNFCCC)- Environment-Economy-Energy and Sustainable development-Kyoto Protocol -Classification of Energy Resources; Conventional Energy Resources -Availability and their limitations; Non-Conventional Energy Resources -Classification, Advantages, Limitations; Comparison of Conventional and Non-Conventional Energy Resources; World Energy Scenario; Indian Energy Scenario.

### Module 2

SOLAR THERMAL SYSTEMS: Introduction, Solar Constant, Basic Sun-Earth Angles, Measurement of Solar Radiation Data(Numerical Problems)-Pyranometer and Pyrheliometer -Solar Thermal Collectors -General description and characteristics -Flat plate collectors - Heat transfer processes -Solar concentrators(Parabolic trough, Parabolic dish, Central Tower Collector)

SOLAR ELECTRIC SYSTEMS: Introduction- Solar Photovoltaic -Solar Cell fundamentals, characteristics, classification, construction of Module, Panel and Array-Effect of shadowing-.Maximum Power Point Tracker (MPPT) using buck-boost converter. Solar PV Systems - stand-alone and grid connected-Design steps for a Stand-Alone system; Applications -Street lighting, Domestic lighting and Solar Water pumping systems.

### Module 3

Wind Energy-Introduction-Wind Turbine Types (HAWT and VAWT) and their construction- Wind power curve-Betz's Law-Power from a wind turbine(Numerical Problems)-Wind energy conversion system(WECS) - Fixed-speed drive scheme-Variable speed drive scheme.-Effect of wind speed and grid condition(system integration).

Small hydro power: Classification as micro, mini and small hydro projects -Basic concepts and types of turbines - Classification, Characteristics and Selection

### Module 4

ENERGY FROM OCEAN: Tidal Energy -Principle of Tidal Power, Components of Tidal Power Plant (TPP), Classification of Tidal Power Plants, Advantages and Limitations of TPP. Ocean Thermal Energy Conversion (OTEC): Principle of OTEC system, Methods of OTEC power generation -Open Cycle (Claude cycle), Closed Cycle (Anderson cycle) and Hybrid cycle (block diagram description of OTEC); Site-selection criteria, Biofouling, Advantages & Limitations of OTEC.

### Module 5

BIOMASS ENERGY: Introduction, Photosynthesis process, Biomass fuels, Biomass conversion technologies, Urban waste to Energy Conversion, factors affecting biogas generation, types of biogas plants -KVIC and Janata model;

EMERGING TECHNOLOGIES: Fuel Cell, Hydrogen Energy, alcohol energy and power from satellite stations.

ENERGY STORAGE: Necessity Of Energy Storage-Pumped storage-Compressed air storage-Flywheel storage-Batteries storage-Hydrogen storage.

### References:


1. A.A.M. Saigh(Ed): Solar Energy Engineering, Academic Press, 1977
2. Abbasi S. A. and N. Abbasi, Renewable Energy Sources and Their Environmental Impact, Prentice Hall of India, 2001.
3. Thomas E. Kissell, David M. Buchla, Thomas L. Floyd, Renewable energy systems, Pearson 2017
4. Boyle G. (ed.), Renewable Energy -Power for Sustainable Future, Oxford University Press, 1996
5. Earnest J. and T. Wizelius, Wind Power Plants and Project Development, PHI Learning, 2011.
6. F. Kreith and J.F. Kreider: Principles of Solar Engineering, McGraw Hill, 1978
7. G.N. Tiwari: Solar Energy-Fundamentals, Design, Modelling and Applications, Narosa Publishers, 2002
8. J.A. Duffie and W.A. Beckman: Solar Energy Thermal Processes, J. Wiley, 1994
9. Johansson T. B., H. Kelly, A. K. N. Reddy and R. H. Williams, Renewable Energy – Sources for Fuel and Electricity, Earth scan Publications, London, 1993.
10. Khan B. H., Non-Conventional Energy Resources, Tata McGraw Hill, 2009.
11. D.P.Kothari, K.C.Singal, RakeshRanjan, *Renewable Energy Sources and Emerging Technologies*, Prentice Hall of India, New Delhi, 2009
12. Rao S. and B. B. Parulekar, Energy Technology, Khanna Publishers, 1999.
13. Sab S. L., Renewable and Novel Energy Sources, MI. Publications, 1995.
14. Sawhney G. S., Non-Conventional Energy Resources, PHI Learning, 2012.
15. Tiwari G. N., Solar Energy-Fundamentals, Design, Modelling and Applications, CRC Press, 2002.

### Course Contents and Lecture Schedule:

No	Topic	No. of Lectures
<b>1</b>	<b>Environmental impacts of various energy resources. (7 hours)</b>	
1.1	Introduction, Environmental Aspects Of Energy-Ecology-Greenhouse Effect-Global Warming	1
1.2	Pollution-Various Pollutants and their Harmful Effects-Green Power - The United Nations Framework Convention On Climate Change (UNFCC)	2
1.3	Environment-Economy-Energy and Sustainable development-Kyoto Protocol -Classification of Energy Resources	1
1.4	Conventional Energy Resources -Availability and their limitations	1
1.5	Non-Conventional Energy Resources –Classification, Advantages, Limitations; Comparison of Conventional and Non-Conventional Energy Resources; World Energy Scenario; Indian Energy Scenario.	2
<b>2</b>	<b>Solar radiation data, solar thermal and electric systems. (7 hours)</b>	

2.1	Introduction, Solar Constant, Basic Sun-Earth Angles, Measurement of Solar Radiation Data(Numerical Problems)–Pyranometer and Pyrhelimeter	2
2.2	Solar Thermal Collectors –General description and characteristics –Flat plate collectors –Heat transfer processes	1
2.3	Solar concentrators(Parabolic trough, Parabolic dish, Central Tower Collector)	1
2.4	Solar Photovoltaic –Solar Cell fundamentals, characteristics, classification, construction of Module, Panel and Array-Effect of shadowing	1
2.5	Maximum Power Point Tracker (MPPT) using buck-boost converter. Solar PV Systems –stand-alone and grid connected-Design steps for a Stand-Alone system	1
2.6	Applications –Street lighting, Domestic lighting and Solar Water pumping systems.	1
<b>3</b>	<b>Wind energy and small hydro plant (6 Hours)</b>	
3.1	Wind Energy–Introduction–Wind Turbine Types (HAWT and VAWT) and their construction	1
3.2	-Wind power curve-Betz's Law-Power from a wind turbine(Numerical Problems)	1
3.3	Wind energy conversion system(WECS) – Fixed–speed drive scheme-	1
3.4	Variable speed drive scheme.-Effect of wind speed and grid condition(system integration)	1
3.5	Small hydro power: Classification as micro, mini and small hydro projects -Basic concepts and types of turbines - Classification, Characteristics and Selection	2
<b>4</b>	<b>Energy from ocean (7 Hours)</b>	
4.1	Tidal Energy –Principle of Tidal Power, Components of Tidal Power Plant (TPP)	2
4.2	Classification of Tidal Power Plants, Advantages and Limitations of TPP.	1
4.3	Ocean Thermal Energy Conversion (OTEC): Principle of OTEC system, Methods of OTEC power generation	1
4.4	Open Cycle (Claude cycle), Closed Cycle (Anderson cycle)	1
4.5	Hybrid cycle (block diagram description of OTEC)	1
4.6	Site-selection criteria, Biofouling, Advantages & Limitations of OTEC.	1
<b>5</b>	<b>Emerging technologies (9 Hours)</b>	
5.1	Introduction, Photosynthesis process, Biomass fuels, Biomass conversion technologies	2
5.2	Urban waste to Energy Conversion, factors affecting biogas generation, types of biogas plants –KVIC and Janata model	2

5.3	Types of biogas plants –KVIC and Janata model	1
5.4	Fuel Cell, Hydrogen Energy	1
5.5	Alcohol energy and power from satellite stations.	1
5.6	Necessity Of Energy Storage-Pumped storage-Compressed air storage	1
5.7	Flywheel storage-Batteries storage-Hydrogen storage.	1



CODE	COURSE NAME	CATEGORY	L	T	P	CREDIT
EET332	COMPUTER ORGANIZATION	PEC	2	1	0	3

**Prerequisite:** The basic objective of this course is to lay the foundation of hardware organization of digital computers. The basic organizational concepts of Processor, Control Unit, Memory and I/O units are systematically included in this course. The knowledge on interplay between various building blocks of computer is also covered in this syllabus.

**Course Outcomes:** After the completion of the course, the student will be able to:

CO 1	Identify the functional units of a digital computer and understand the bus structure to do data transfer.
CO 2	Identify the pros and cons of different types of control unit design for various architectures
CO 3	Explain the principle of operation of ALU for typical arithmetic and logic operations
CO 4	Identify memory organization, Cache memory and virtual memory techniques.
CO 5	Select appropriate interfacing standards for I/O devices.

#### Mapping of course outcomes with program outcomes

	PO1	PO2	PO3	PO4	PO5	PO6	PO7	PO8	PO9	PO10	PO11	PO12
CO 1	3	1			1							1
CO 2	3	1										1
CO 3	3	1			1							1
CO 4	2											1
CO 5	2											1

#### Assessment Pattern

Bloom's Category	Continuous Assessment Tests		End Semester Examination
	1	2	
Remember	10	10	20
Understand	15	15	40
Apply	25	25	40
Analyse			
Evaluate			
Create			

**End Semester Examination Pattern:** There will be two parts; Part A and Part B. Part A contains 10 questions (each carrying 3 marks) with 2 questions from each module. Students should answer all questions. Part B contains 2 questions from each module, out of which students should answer any one. Each question can have maximum 2 sub-divisions and carries 14 marks.



**Course Level Assessment Questions****Course Outcome 1 (CO1):**

1. The register R1 = 12, and R2= 13. The instruction ADD R1, R2 is in memory location 2000H. After the execution of the instruction, write the value of PC, MAR, IR and R1. Explain the instruction cycle highlighting the sub-cycles.
2. The execution time of a program on machine X is 22 nanoseconds and execution time of the same program on machine Y is 0.1 microsecond. What is the speedup of machine X over machine Y?
3. Differentiate between RISC and CISC systems.

**Course Outcome 2 (CO2):**

1. Consider a processor having single bus organization of the data path inside a processor. Write the sequence of control steps required for instruction: Add the contents of memory location NUM to register R1.
2. With a neat block diagram, explain in detail about micro programmed control unit and explain its operations.

**Course Outcome 3 (CO3):**

1. Explain the different methods for representing integers in computer systems.
2. Explain Booth's multiplication algorithm with an example.

**Course Outcome 4 (CO4):**

1. Show the organization of virtual memory address translation based on fixed length pages
2. Illustrate the implementation of cache memory with any two mapping functions.

**Course Outcome 5 (CO5):**

1. How vectored interrupts are implemented in processors?
2. Explain DMA method of data transfer in detail with suitable diagrams



**Model Question paper****QP CODE:****PAGES:2**

Reg.No: \_\_\_\_\_

Name: \_\_\_\_\_

**APJ ABDUL KALAM TECHNOLOGICAL UNIVERSITY  
SIXTH SEMESTER B.TECH DEGREE EXAMINATION,  
MONTH & YEAR**

**Course Code: EET332****Course Name: Computer Organization**

Max. Marks: 100

Duration: 3 Hours

**PART A (3 x 10 = 30 Marks)****Answer all Questions. Each question carries 3 Marks**

1. Explain Von-Neumann architecture
2. Differentiate between direct and indirect addressing modes with suitable examples
3. List the steps of a typical memory read operation.
4. Explain control word and microroutine.
5. Explain floating point representation of an integer.
6. What is the binary representation of decimal number 124.25?
7. What does memory hierarchy mean? What is its significance?
8. Explain the importance of cache memory in computer system.
9. Enlist characteristics of I/O devices
10. What are vectored interrupts?

**PART B (14 x 5 = 70 Marks)****Answer any one full question from each module. Each question carries 14 Marks****Module 1**

11. a). With the help of a block schematic explain the basic organizational units of a digital computer. (7)  
b). What is meant by addressing mode? Explain absolute and indirect addressing modes with suitable examples. (7)
12. a). With the help of suitable diagrams explain the single bus and multi bus organization of a computer (8)  
b). Differentiate between RISC and CISC systems. (6)

**Module 2**

13. a). Differentiate the design and working of hard wired and micro programmed control unit. (8)  
b). Write notes on instruction sequencing. (6)
14. a). Consider a 32-bit machine where an instruction (ADD R1, R2) is stored at location 102A (in hexadecimal). How many memory accesses are required to execute this instruction? In addition, what will be the content of PC after the instruction is fetched? Individual instruction is 16-bit. Also write the steps carried out for executing this instruction. (8)  
b). Illustrate the load and store cycle with an example? (6)

**Module 3**

15. a). Explain the different methods for representing integers in computer systems. (6)  
b). Explain Booth's multiplication algorithm with an example. (8)
16. a) Illustrate the methods used for representing a character (5)  
b). Explain non-restoring division algorithm with an example (9)

**Module 4**

17. a) Illustrate the implementation of cache memory. (6)  
b). Write notes on any two mapping function related to cache memory. (8)
18. a). How pipelining is carried out effectively in a computer system. (8)  
b). Differentiate various pipeline hazards (6)

**Module 5**

19. a) Explain the different types and characteristics of I/O devices. (5)  
b). Explain DMA method of data transfer in detail. (9)
20. a). Explain interrupt driven I/O techniques (9)  
b). Discuss the advantages and disadvantages of setting interrupt priorities (5)

**Syllabus****Module 1**

Basic Structure of Computers- functional units--Von-Neumann architecture- basic operational concepts, Introduction to buses, Measuring performance: evaluating, comparing and summarizing. Representation of Instructions: Instruction formats -Operands- Addressing modes, Instruction set architectures - CISC and RISC architectures.

**Module 2**

Processor and Control Unit: Fundamental Concepts, multiple bus organization of CPU, memory read and memory write operations - Data transfer using registers. Execution of a complete instruction -sequencing of control signals. Hardwired Control, Micro programmed Control

**Module 3**

Data representation: Signed number representation, fixed and floating point representations, character representation. Computer Arithmetic: Integer Addition and Subtraction - Booths Multiplication- Division- non- restoring and restoring techniques.

**Module 4**

Memory Organization: - Memory cells- Basic Organization. Memory hierarchy - Caches - Cache performance - Virtual memory - Common framework for memory hierarchies Introduction to Pipelining- Pipeline Hazards

**Module 5**

Input/output organisation- Characteristics of I/O devices, Data transfer schemes - Programmed controlled I/O transfer, Interrupt controlled I/O transfer. Organization of interrupts - vectored interrupts – Servicing of multiple input/output devices – Polling and daisy chaining schemes. Direct memory accessing (DMA).

**Text Books**

1. Hamacher C., Z. Vranesic and S. Zaky, Computer Organization, 5/e, McGraw Hill, 2011.
2. William Stallings, Computer Organization and Architecture: Designing for Performance, Pearson, 9/e, 2013.
- 3.


**Reference Books**

1. Patterson D.A. and J. L. Hennessey, Computer Organization and Design, 5/e, Morgan Kauffmann Publishers, 2013.
2. Heuring V. P. and Jordan H. F., Computer System Design and Architecture, Addison Wesley, 2/e,

**Course Contents and Lecture Schedule**

<b>Sl. No.</b>	<b>Topic</b>	<b>No. of Lectures</b>
<b>1</b>	<b>Module 1 (8 hours)</b>	
1.1	Basic Structure of Computers- functional units-basic operational concepts	1
1.2	Introduction to buses, Performance of computer	2
1.3	Representation of Instructions: Machine instructions-Operands-Addressing modes	2
1.4	Instruction formats, Instruction sets, Instruction set architectures	2
1.5	CISC and RISC architectures.	1
<b>2</b>	<b>Module 2(8 hours)</b>	
2.1	Processor and Control Unit : Some Fundamental Concepts	1
2.2	Execution of a Complete Instruction	2
2.3	Multiple Bus Organization	2
2.4	Hardwired Control, Microprogrammed Control	3
<b>3</b>	<b>Module 3(8 hours)</b>	
3.1	Computer arithmetic: Signed and unsigned numbers - Addition and subtraction	2
3.2	Booths algorithm,	2
3.3	Division algorithm	2
3.4	Floating point representation	2
<b>4</b>	<b>Module 4(6 hours)</b>	
4.1	Memory Organization: - Memory cells- Basic Organization	1
4.2	Memory hierarchy - Caches - Cache performance	2
4.3	Virtual memory	2
4.4	Introduction to pipelining-pipeline Hazards	1
<b>5</b>	<b>Module 5(6 hours)</b>	
5.1	Input-Output Organization: Characteristics, data transfer schemes	2
5.2	Organization of interrupts - vectored interrupts	1

5.3	Polling and daisy chaining schemes.	1
5.4	Direct memory accessing (DMA).	2



CODE	COURSE NAME	CATEGORY	L	T	P	CREDITS
EET342	HIGH VOLTAGE ENGINEERING	PEC	2	1	0	3

**Preamble:** This course introduces basic terms and techniques applicable to high voltage ac and dc networks. Generation of different type of High voltage waveforms, their measurement and analysis including the insulation coordination of different equipments and machinery used in HV applications. It also provides a basic idea of FACTS devices and testing with the help of different testing circuits.

**Prerequisite:** Basics of Electrical Engineering / Introduction to Electrical Engineering

**Course Outcomes:** After the completion of the course the student will be able to:

CO 1	Identify different high voltage and current waveform generation circuits.
CO 2	Implement different sensing & measurement techniques for high voltage and current measurement
CO 3	Describe insulation coordination and surge arrester design
CO 4	Interpret different FACTS devices and their application in HV systems
CO 5	Implement different testing methods for equipments and applications of HV systems

#### Mapping of course outcomes with program outcomes

	PO 1	PO 2	PO 3	PO 4	PO 5	PO 6	PO 7	PO 8	PO 9	PO 10	PO 11	PO 12
CO 1	3	3										2
CO 2	3	3										2
CO 3	3	3					2					2
CO 4	3	3					2					2
CO 5	3	3					2					2

#### Assessment Pattern

Bloom's Category	Continuous Assessment Tests		End Semester Examination
	1	2	
Remember (K1)	10	10	10
Understand (K2)	20	20	40
Apply (K3)	20	20	50
Analyse (K4)	-	-	-
Evaluate (K5)	-	-	-
Create (K6)	-	-	-

**End Semester Examination Pattern** :There will be two parts; Part A and Part B. Part A contain 10 questions with 2 questions from each module, having 3 marks for each question. Students should answer all questions. Part B contains 2 questions from each module of which student should answer any one. Each question can have maximum 2 sub-divisions and carry 14 marks.

### **Course Level Assessment Questions**

#### **Course Outcome 1 (CO1):**

1. Explain generation of high voltage AC, DC, impulse voltage and impulse current (K2)
2. Problems on high voltage generator circuits (K2, K3)

#### **Course Outcome 2 (CO2):**

1. Explain HV measurement techniques including measurement of peak and rms values (K2)
2. Explain dielectric measurements and partial discharge measurements (K2)
3. Problems on different HV measurement techniques (K2, K3)

#### **Course Outcome 3 (CO3):**

1. Explain procedure of insulation coordination (K2)
2. Selection criterion of surge arrester (K2, K3)

#### **Course Outcome 4 (CO4):**

1. Describes general principles and main components of HVDC system (K2, K3)
2. Explain FACTS devices used in HV systems (K2)

#### **Course Outcome 5 (CO5):**

1. Interpret the testing methods of various components (K2,K3)
2. Explains the applications of HV in various fields (K2)



**Model Question paper**

**QP CODE:**

**PAGES:2**

Reg. .No: \_\_\_\_\_

Name: \_\_\_\_\_

**APJ ABDUL KALAM TECHNOLOGICAL UNIVERSITY  
SIXTH SEMESTER B. TECH DEGREE EXAMINATION,  
MONTH & YEAR**

**Course Code: EET342**

**Course Name: HIGH VOLTAGE ENGINEERING**

**Max. Marks: 100**

**Duration: 3 Hours**

**PART A (3 x 10 = 30 Marks)**

**Answer all Questions. Each question carries 3 Marks**

1. Explain the principle of impulse current generation
2. Explain the working of Cockcroft-Walton voltage multiplier circuit
3. State the different factors affecting the spark over voltage of sphere gap
4. Differentiate between internal and external partial discharges
5. Explain the role of surge arrestors
6. Explain insulation coordination
7. With the help of diagram explain the working of SVC and UPFC
8. State the main components of HVDC links
9. Explain the field testing of HV transformer bushings
10. Explain the objectives of High voltage testing

**PART B (14 x 5 = 70 Marks)**

**Answer any one full question from each module. Each question carries 14 Marks**

**Module 1**

11. a) With the help of diagram explain the generation of rectangular current pulses (10)  
b) Explain impulse current generator. (4)
12. a) Explain the construction and operation of Marx circuit for multistage impulse generation (10)  
b) Discuss the working principle of series resonant circuit used for the generation of high voltage AC (4)

**Module 2**

13. a) Explain how a sphere gap can be used for the measurement of peak voltages (10)  
b) Explain the working principle of generating voltmeter. (4)
14. a) Explain the operation of Rogowski coil and how it is used for the measurement of high impulse currents. (10)  
b) Discuss the disadvantages of sphere gap measurement. (4)

**Module 3**

15. a) Explain how a lightning arrester location is selected and the rating of the arrester is selected (10)  
b) Differentiate between surge absorber and diverter (4)
16. a) An overhead line having surge impedance of 400ohms bifurcates into two lines having surge impedances 400ohm and 40 ohms respectively. Calculate the values of voltage and current for bifurcated lines if a surge voltage of 20kV incidence on the OH line (10)  
b) Explain the role of surge arrester as a shunt protective device. (4)

**Module 4**

17. Elaborate on the main components of HVDC links (14)
18. Explain in detail the principle and operation of series compensator and STATCOM (14)

**Module 5**

19. a) Give a detailed note on insulation systems for impulse voltages (7)  
b) Describe in detail electrostatic particle precipitation (7)
20. a) Explain any one method of non-disruptive testing for early detection of insulation faults (4)  
b) List the various tests performed on high voltage cables (10)

## Syllabus

### Module 1

#### Generation of High Voltage and Currents

Generation of High DC and AC Voltages- half-wave rectifier circuit- Cockroft-Walton voltage multiplier circuit- Electrostatic generator- Generation of high AC voltages-Cascaded Transformers- Series resonant circuit

Generation of Impulse Voltages and Currents- Impulse voltage- Impulse generator circuits- Multistage impulse generator circuit- Construction of impulse generator- Triggering of impulse generator-Impulse current generation

### Module 2

#### HV measuring techniques

High Voltage Measurement Techniques -Measuring Spark Gaps - Sphere-to-sphere Spark Gap -Rod-to-rod Spark Gap - Electrostatic Voltmeter- Field Sensors - Electrically Short Sensors, Electrically Long Sensors, Potential-free Probes, Generator-mode Sensors, Electro-optical and Magneto-optical Field Sensors - Voltage Dividers - Instrument Transformers - Measurements of R.M.S. Value, Peak Value and Harmonics - Current Measurement

Dielectric measurements- Dissipation Factor and Capacitance, Insulation Resistance, Conductivity, Dielectric System Response-Partial discharge measuring technique- Requirements on a partial discharge measuring system - Measuring systems for apparent charge – Partial discharge measurements on high-voltage transformers, high-voltage cables, high-voltage gas-insulated substations

### Module 3

#### Insulation Coordination and surge arresters

Classification of Voltages and Overvoltages-Origin of Overvoltages – Representative Overvoltages- Performance Criterion –Withstand voltage.

Insulation Coordination Procedure- Determination of Representative Voltages and Overvoltages-Continuous Power Frequency Voltage, Temporary Overvoltages, Slow-Front Overvoltages, Fast-Front Overvoltages

Determination of Coordination Withstand Voltage ( $U_{cw}$ )-Deterministic Approach, Statistical Approach: Risk of Failure - Determination of Required Withstand Voltage ( $U_{rw}$ )-Altitude Correction Factor, Safety Factor ( $K_s$ ) - Selection of Standard Withstand Voltage ( $U_w$ )- Surge Arresters- Rated Voltage- Discharge Current- Impulse Current Tests- Residual Voltages- Arrester Durability Requirements

**Module 4****HVDC and FACTS**

HVDC transmission –General principles-VSC HVDC-Main components of HVDC links- Thyristor valves, Converter transformer, Control equipment, AC filters and reactive power control, Smoothing reactor and DC filter, Switchgear, Surge arresters, Valve cooling, Auxiliary supplies

Converter building - Power electronic support for AC systems- Static var compensators (SVCs), STATCOM, Series compensators, Unified power flow controller (UPFC)

**Module 5****Testing of HV Systems**

High voltage Testing of insulators, bushings, isolators, circuit breakers, transformers, surge diverters, cables

Insulation Systems for AC Voltages -Cables, bushings and transformers-Insulation Systems for DC Voltages- Capacitors, HVDC bushings and Cables-Insulation Systems for Impulse Voltages -Electrical Stress and Strength -Energy Storage -Impulse Capacitors (Energy Storage or Surge Capacitors)

Lightning Protection- Light and Laser Technology- X-ray Technology-Electrostatic Particle Precipitation, Ionization- Spark plugs

**Text Books**

1. C L Wadhwa, "High Voltage Engineering", New Age International Publishers, 2011.
2. Andreas Kuchler, " High Voltage Engineering Fundamentals – Technology – Applications", Springer, 2018

**References:**

1. Naidu M.S. and Kamaraju V., "High voltage Engineering", Tata McGraw Hill Publishing Company Ltd., New Delhi, 2004.
2. Farouk A.M. Rizk&Giao N. Trinh, "High Voltage Engineering", CRC Press, 2014.
3. Kuffel, E., Zaengl, W.S. and Kuffel J., "High Voltage Engineering Fundamentals", Elsevier India P Ltd, 2005.
4. Hugh M. Ryan, "High-Voltage Engineering and Testing", IET Power and energy series, 2013.
5. N.G. Hingorani and L.Gyugyi, "Understanding FACTS", IEEE Press, 2000.

**Course Contents and Lecture Schedule:**

No	Topic	No. of Lectures
<b>1</b>	<b>Generation of High Voltage and Currents(7 hours)</b>	
1.1	Generation of High DC and AC Voltages- half-wave rectifier circuit- Cockcroft-Walton voltage multiplier circuit	2
1.2	Electrostatic generator- Generation of high AC voltages-Cascaded Transformers - Series resonant circuit	2
1.3	Generation of Impulse Voltages and Currents- Impulse voltage- Impulse generator circuits	1
1.4	Multistage impulse generator circuit- Construction of impulse generator- Triggering of impulse generator-Impulse current generation	2
<b>2</b>	<b>HV measuring techniques (7hours)</b>	
2.1	High Voltage Measurement Techniques -Measuring Spark Gaps - Sphere-to-sphere Spark Gap -Rod-to-rod Spark Gap	1
2.2	Electrostatic Voltmeter- Field Sensors - Electrically Short Sensors, Electrically Long Sensors, Potential-free Probes, Generator-mode Sensors, Electro-optical and Magneto-optical Field Sensors	1
2.3	Voltage Dividers - Instrument Transformers - Measurements of R.m.s. Value, Peak Value and Harmonics - Current Measurement	2
2.4	Dielectric measurements- Dissipation Factor and Capacitance, Insulation Resistance, Conductivity,	1
2.5	Dielectric System Response-Partial discharge measuring technique- Requirements on a partial discharge measuring system	1
2.6	Measuring systems for apparent charge – Partial discharge measurements on high-voltage transformers, high-voltage cables, high-voltage gas-insulated substations	1
<b>3</b>	<b>Insulation Coordination and surge arresters(8 Hours)</b>	
3.1	Classification of Voltages and Overvoltages-Origin of Overvoltages – Representative Overvoltages- Performance Criterion –Withstand voltage.	2
3.2	Insulation Coordination Procedure- Determination of Representative Voltages and Overvoltages-Continuous Power Frequency Voltage, Temporary Overvoltages, Slow-Front Overvoltages, Fast-Front Overvoltages	2

3.3	Determination of Coordination Withstand Voltage ( $U_{cw}$ )-Deterministic Approach, Statistical Approach: Risk of Failure - Determination of Required Withstand Voltage ( $U_{rw}$ )-Altitude Correction Factor, Safety Factor ( $K_s$ ) - Selection of Standard Withstand Voltage ( $U_w$ )	2
3.4	Surge Arresters- Rated Voltage- Discharge Current- Impulse Current Tests- Residual Voltages-Arrester Durability Requirements	2
<b>4</b>	<b>HVDC and FACTS (6 Hours)</b>	
4.1	HVDC transmission –General principles-VSC HVDC -Main components of HVDC links- Thyristor valves, Converter transformer,	2
4.2	Control equipment, AC filters and reactive power control, Smoothing reactor and DC filter, Switchgear, Surge arresters, Valve cooling, Auxiliary supplies	2
4.3	Converter building - Power electronic support for AC systems- Static var compensators (SVCs), STATCOM, Series compensators, Unified power flow controller (UPFC)	2
<b>5</b>	<b>Testing of HV Systems (8 Hours)</b>	
5.1	High voltage Testing of insulators, bushings, isolators, circuit breakers, transformers, surge diverters, cables	2
5.2	Insulation Systems for AC Voltages -Cables, bushings and transformers- Insulation Systems for DC Voltages- Capacitors	2
5.3	HVDC bushings and Cables-Insulation Systems for Impulse Voltages - Electrical Stress and Strength-Energy Storage -Impulse Capacitors (Energy Storage or Surge Capacitors)	2
5.4	Applications-Lightning Protection- Light and Laser Technology- X-ray Technology-Electrostatic Particle Precipitation, Ionization- Spark plugs	2

CODE	COURSE NAME	CATEGORY	L	T	P	CREDIT
EET352	OBJECT ORIENTED PROGRAMMING	PEC	2	1	0	3

**Preamble :** Nil

**Prerequisite :** Nil

**Course Outcomes :** After the completion of the course the student will be able to:

<b>CO 1</b>	Explain object oriented programming concepts and creation of classes for Java applications
<b>CO 2</b>	Develop Java programs using arrays, strings, packages and inheritance concepts
<b>CO 3</b>	Build Java applications using abstract classes, interfaces, run time errors and exceptions
<b>CO 4</b>	Develop Java applets and applications for file I/O operations
<b>CO 5</b>	Apply the concept of multithreading in Java applications.

#### Mapping of course outcomes with program outcomes

	PO 1	PO 2	PO 3	PO 4	PO 5	PO 6	PO 7	PO 8	PO 9	PO 10	PO 11	PO 12
<b>CO 1</b>	2											1
<b>CO 2</b>	2	2			3							2
<b>CO 3</b>	2	2			3							2
<b>CO 4</b>	2	2			3							2
<b>CO 5</b>	2	3			3							2

#### Assessment Pattern

Bloom's Category	Continuous Assessment Tests		End Semester Examination
	1	2	
Remember (K1)	10	10	20
Understand (K2)	10	10	20
Apply (K3)	20	20	40
Analyse (K4)	10	10	20
Evaluate (K5)	-	-	-
Create (K6)	-	-	-

**End Semester Examination Pattern :** There will be two parts; Part A and Part B. Part A contains 10 questions with 2 questions from each module, having 3 marks for each question. Students should answer all questions. Part B contains 2 questions from each module of which



student should answer any one. Each question can have maximum 2 sub-divisions and carry 14 marks.

### **Course Level Assessment Questions**

#### **Course Outcome 1 (CO1):**

1. How does Java achieve platform independence?
2. Compare data hiding and data abstraction in Java.
3. Why main() method is declared as 'static' in Java?

#### **Course Outcome 2 (CO2):**

1. Demonstrate how packages are created and used in Java.
2. Compare static binding and dynamic binding
3. Illustrate the use of 'final' keyword in Java.

#### **Course Outcome 3 (CO3):**

1. Demonstrate how multiple inheritance is implemented using interfaces.
2. Differentiate abstract classes and interfaces.
3. What are the different ways to handle exceptions in Java?

#### **Course Outcome 4 (CO4):**

1. Differentiate between Java applets and Java applications.
2. Explain how parameters can be passed to an applet.
3. Develop a Java program to create a file named "input.txt", write data into the file, read the contents from the file and display on the screen.

#### **Course Outcome 5 (CO5):**

1. Illustrate the different ways to create multithreaded programs in java.
2. Give the syntax of SELECT and INSERT SQL commands with example.
3. Explain the architecture of JDBC

**Model Question paper****QP CODE:****PAGES:2**

Reg.No: \_\_\_\_\_

Name: \_\_\_\_\_

**APJ ABDUL KALAM TECHNOLOGICAL UNIVERSITY  
SIXTH SEMESTER B.TECH DEGREE EXAMINATION,  
MONTH & YEAR**

**Course Code: EET 352****Course Name: Object Oriented Programming**

Max. Marks: 100

Duration: 3 Hours

**PART A (3 x 10 = 30 Marks)****Answer all Questions. Each question carries 3 Marks**

1. Explain how data encapsulation and data hiding are implemented in Java.
2. Demonstrate the significance of the 'static' keyword in Java.
3. What are packages? How packages are created and used?
4. Explain the usage of 'final' keyword in Java programs.
5. What are the different ways to handle exceptions?
6. Compare and contrast abstract classes and interfaces.
7. How can parameters be passed into applets? Give examples.
8. What is a stream? Illustrate how the concept of streams is used in java.
9. How thread priority is set in Java? Explain with an example
10. What are different types of JDBC drivers?

**PART B (14 x 5 = 70 Marks)****Answer any one full question from each module. Each question carries 14 Marks****Module 1**

11. (a) Outline the four access control specifiers in Java and illustrate their use with the help of an example program. (7)  
 b) What are constructors? Demonstrate the use of different types of constructors in java. (7)
12. (a) Discuss the advantages of object oriented paradigm and compare it with procedure oriented programming. (7)

- (b) Create a Java program to read the details of an employee like name, ID, Basic pay, DA, HRA etc. Find the net salary (Basic pay + DA +HRA) and display the employee details including net salary. Use class Employee to store all the data and use appropriate methods to access the data, calculate net salary and display the details. (7)

### Module 2

13. (a) Compare and contrast method overloading and method overriding in java with the help of example programs. (7)
- (b) Explain with examples, the different ways to compare two strings in Java. (7)
14. (a) Explain different types of inheritance. How they are implemented in Java? (8)
- (b) Demonstrate the uses of the keyword “super” in Java. (6)

### Module 3

15. (a) Demonstrate how multiple inheritance is implemented in Java with the help of an example program. (7)
- (b) What is an inner class? Explain different types with examples. (7)
16. (a) Differentiate object cloning and copying. How object cloning is implemented in Java? (7)
- (b) What is reflection? List any 3 methods used to analyse classes during runtime. (7)

### Module 4

17. (a) “Applets can be used to play audio files”. Support this statement with suitable example. (7)
- (b) Write a program to create a file named “input.txt”, write data into the file, read the contents from the file and display on the screen (7)
18. (a) What is an applet? Explain the life cycle of an applet with a neat sketch. (6)
- (b) Distinguish between (i) Input Stream and Reader classes and (ii) Output Stream and Writer classes (8)

### Module 5

19. (a) What is SQL? Write SQL commands to create, update and delete a table. (7)
- (b). Explain different methods for creating threads in Java. (7)
20. (a) Explain the life cycle of a thread. Which are the different thread properties? (7)
- (b) Describe the steps for establishing JDBC connection with the help of an example program. (7)

## Syllabus

### Module 1:

Review of object-oriented concepts- Java features – Java Virtual Machine - Objects and classes in Java - defining classes – methods – access specifiers - static members- command line arguments– constructors

### Module 2:

Arrays – Strings -Packages - Inheritance – class hierarchy – polymorphism – static binding - dynamic binding – final keyword

### Module 3:

Abstract classes – the Object class – Reflection – interfaces – object cloning – inner classes - Exception handling

### Module 4:

#### Applet Basics-

Life cycle - The Applet HTML Tags and Attributes, Creating and running applets – Multimedia support, The Applet Context, JAR Files

**File I/O** - Concept of Streams - Use of character / byte Streams and stream classes - Writing and Reading characters / bytes

### Module 5: –

#### Multithreaded programming-

Life cycle of a thread -Thread properties – Creating a thread -Interrupting threads –Thread priority- thread synchronization – Synchronized method -Inter thread communication

**Database Programming** -The Design of JDBC, The Structured Query Language, JDBC Installation, Basic JDBC Programming Concepts, Query Execution

### Text Books

1. Herbert Schildt, “Java – The Complete Reference “, 8<sup>th</sup> Edition, Tata McGraw Hill
2. Cay S. Horstmann and Gary Cornell, “Core Java: Volume I & II– Fundamentals”, Pearson Education, 2008.
3. E Balaguruswamy, “Programming with Java – A primer”, 5<sup>th</sup> Edition, McGraw Hill

### Reference Books

1. P.J.Deitel and H.M.Deitel, “Java: How to Program”, PHI.

2. Programming in Java, S.Malhotra and S.Choudhary, Oxford Univ. Press, 2018
3. K. Arnold and J. Gosling, “The JAVA programming language”, Pearson Education
4. Bruce Eckel, Thinking in Java, Pearson Education
5. David H Friedel,Jr. and Anthony Potts, Java Programming Language Handbook, Coriolis Group Books
6. Doug Lowe, Java all-in-one for Dummies, John Wiley & Sons
7. Laura Lemay and Charles L Perkins, Teach yourself Java in 21 days, Sams Publishing

### Course Content and Lecture Schedule

No	Topic	No. of Lectures
<b>1</b>	<b>Module 1 (9 hrs)</b>	
1.1	Review of Object-Oriented Concepts	1
1.2	Java features - Java Virtual Machine	1
1.3	Objects and classes in Java	1
1.4	defining classes – methods	1
1.5	access specifiers	1
1.6	static variables, static blocks	1
1.7	static methods, static classes	1
1.8	command line arguments	1
1.9	constructors	1
<b>2</b>	<b>Module 2 (8 hrs)</b>	
2.1	Arrays – 1D	1
2.2	Arrays – 2D	1
2.3	Strings	1
2.4	Packages	1
2.5	Inheritance – class hierarchy	1
2.6	Polymorphism- static binding	1
2.7	dynamic binding	1
2.8	final keyword	1
<b>3</b>	<b>Module 3 (7 hrs)</b>	
3.1	abstract classes	1
3.2	the Object class	1
3.3	Reflection	1
3.4	interfaces	1
3.5	object cloning	1
3.6	inner classes	1

3.7	Exception handling	1
<b>4</b>	<b>Module 4 (7 hrs)</b>	
4.1	<b>Applet Basics-</b> Life cycle- The Applet HTML Tags and Attributes	1
4.2	Creating and running applets	1
4.3	Multimedia support	1
4.4	The AppletContext - JAR Files	1
4.5	<b>File I/O</b> - Concept of Streams	1
4.6	Use of character / byte Streams and stream classes	1
4.7	Writing and Reading characters / bytes	1
<b>5</b>	<b>Module 5 (5 hrs)</b>	
5.1	<b>Multithreaded programming</b> – Life cycle of a thread -Thread properties	1
5.2	Creating a thread - Interrupting threads –Thread priority	1
5.3	Thread synchronization – Synchronized method -Inter thread communication	1
5.4	<b>Database Programming</b> -The Design of JDBC, The Structured Query Language, JDBC Installation	1
5.5	Basic JDBC Programming Concepts, Query Execution	1

CODE	COURSE NAME	CATEGORY	L	T	P	CREDIT
EET362	MATERIAL SCIENCE	PEC	2	1	0	3

**Preamble:** This course introduces different types of materials used in electrical engineering such as conductors, semiconductors, insulators, solar energy materials, biomaterials, nanomaterials, superconducting materials and magnetic materials. Also, this gives a detailed explanation on dielectrics, polarisation, modern techniques in material science and their applications.

**Prerequisite :** Basic Electrical Engineering, Basic Electronics Engineering

**Course Outcomes :** After the completion of the course, the student will be able to:

CO 1	Describe the characteristics of conductor, semiconductor and solar energy materials.
CO 2	Classify different insulating materials and describe polarisation in dielectrics.
CO 3	Explain the mechanisms of breakdown in solids, liquids and gases.
CO 4	Classify and describe magnetic materials and superconducting materials.
CO 5	Explain the recent developments in materials science, modern techniques and their applications in important walks of life.

**Mapping of course outcomes with program outcomes**

	PO1	PO2	PO3	PO4	PO5	PO6	PO7	PO8	PO9	PO10	PO11	PO12
CO 1	3	-	1	-	-	-	2	-	-	-	-	-
CO 2	3	-	1	-	-	-	-	-	-	-	-	-
CO 3	3	-	1	-	-	-	1	-	-	-	-	-
CO 4	3	-	-	-	-	-	-	-	-	-	-	-
CO 5	3	-	-	-	2	2	2	-	-	-	-	2

**Assessment Pattern**

Bloom's Category	Continuous Assessment Tests		End Semester Examination
	1	2	
Remember	15	15	30
Understand	35	35	70
Apply			
Analyse			
Evaluate			
Create			

**End Semester Examination Pattern :** There will be two parts; Part A and Part B. Part A contains 10 questions (each carrying 3 marks) with 2 questions from each module. Students



should answer all questions. Part B contains 2 questions from each module, out of which students should answer any one. Each question can have maximum 2 sub-divisions and carries 14 marks.

### **Course Level Assessment Questions**

#### **Course Outcome 1 (CO1):**

1. Describe the dependence of conductivity of conductor materials on temperature and composition.
2. Compare the properties of compound, amorphous and organic semiconductors.
3. Differentiate between intrinsic and extrinsic semiconductors.
4. Derive the expression for conductivity.
5. Write notes on organic solar cell.
6. Explain the different solar selective coatings.
7. What are the different materials used for manufacturing solar cells?

#### **Course Outcome 2 (CO2):**

1. Derive Clausius – Mosotti Relation.
2. Explain with examples the different types of polarisation in dielectrics.
3. Classify insulating materials based on their temperature withstanding capability.
4. Explain in detail the properties and applications of SF<sub>6</sub> gas.
5. Write short notes on Ferro electricity.
6. Describe the different capacitor materials used in various applications.

#### **Course Outcome 3(CO3):**

1. Explain the current voltage characteristics in Townsend's mechanism.
2. Explain the breakdown criteria in Townsend's mechanism.
3. Write notes on streamer mechanism of breakdown in gaseous dielectrics.
4. Explain any one mechanism of breakdown in vacuum insulation.
5. Describe with necessary diagram the treatment of transformer oil.
6. With the help of a circuit diagram, explain the testing of transformer oil.
7. Compare the suspended particle theory and bubble theory mechanisms of breakdown in liquid dielectrics.
8. Write short notes on any one mechanisms of breakdown in solid dielectrics.

#### **Course Outcome 4 (CO4):**

1. How are magnetic materials classified?
2. Differentiate between soft and hard magnetic materials.
3. Explain Curie – Weiss law.

4. Write short notes on Ferrites.
5. Define Superconductivity. Explain the characteristics of superconductors.
6. Differentiate between type I and type II superconductors.

**Course Outcome 5 (CO5):**

1. Compare the top-down and bottom-up growth techniques of nanomaterials.
2. Mention the names of any three non-lithographic growth techniques. Explain any one in detail.
3. Write short notes on Scanning Probe Microscopy.
4. What is a transmission electron microscope?
5. Write a short note on Carbon nanotube.
6. What are the applications of biomaterials?

**Model Question paper****QP CODE:**

PAGES:2

Reg. No: \_\_\_\_\_

Name: \_\_\_\_\_

**APJ ABDUL KALAM TECHNOLOGICAL UNIVERSITY  
SIXTH SEMESTER B.TECH DEGREE EXAMINATION,  
MONTH & YEAR**

**Course Code: EET 362****Course Name: MATERIAL SCIENCE**

Max. Marks: 100

Duration: 3 Hours

**PART A (3 x 10 = 30 Marks)****Answer all Questions. Each question carries 3 Marks**

1. What are the different materials used for manufacturing solar cells?
2. What is an organic solar cell? Explain.
3. Explain the concept of Ferro-electricity.
4. Mention the different types of polarisation in dielectrics.
5. What is treeing and tracking? Explain.
6. Draw the current-voltage characteristics in Townsend's mechanism.
7. How are magnetic materials classified?
8. Why do certain materials exhibit superconductivity?
9. Write a short note on Carbon nanotube.
10. What are the applications of biomaterials?

**PART B (14 x 5 = 70 Marks)**

**Answer any one full question from each module. Each question carries 14 Marks**

**Module 1**

11. a) What is the effect of alloying of metals in their conduction? Illustrate with an example. (5)
- b) Compare the properties of compound, amorphous and organic semiconductors. (9)
12. a) Derive the expression for conductivity. Describe the dependence of conductivity of conductor materials on temperature and composition. (9)
- b) What is intrinsic breakdown? (5)

**Module 2**

13. a) Derive Clausius-Mosotti relation. (7)
- b) Classify insulating materials based on their temperature withstanding capability. (7)
14. a) Explain in detail the properties and applications of SF<sub>6</sub> gas. (4)
- b) Describe the different capacitor materials used in various applications. (10)

**Module 3**

15. a) Compare the suspended particle theory and bubble theory mechanisms of breakdown in liquid dielectrics. (10)
- b) List out the breakdown criteria in Townsend's mechanism. (4)
16. a) What is meant by transformer oil testing? Why is it done? Explain the tests on transformer oil. (9)
- b) Elucidate any one mechanism of breakdown in vacuum. (5)

**Module 4**

17. a) Discuss the application of magnetic materials used in electrical machines, instruments and relays. Justify with reasons. (10)
- b) Write short notes on Ferrites. (4)
18. a) What do you mean by superconductivity? Explain the characteristics and properties of superconducting materials. (8)
- b) What are type I and type II superconductors? (6)

**Module 5**

19. a) Compare the top-down and bottom-up growth techniques of nanomaterials. (8)
- b) Write short notes on Scanning Probe Microscopy. (6)
20. a) Mention the names of any three nonlithographic growth techniques. Explain any one in detail. (8)

b) What is a transmission electron microscope?

(6)

## Syllabus

### Module 1

Conducting Materials: Conductivity- dependence on temperature and composition – Materials for electrical applications such as resistance, machines, solders etc.

Semiconductor Materials: Concept, materials and properties– Basic ideas of Compound semiconductors, amorphous and organic semiconductors- applications.

Solar Energy Materials: Solar selective coatings for enhanced solar thermal energy collection. Solar cells -Silicon, Cadmium sulphide and Gallium arsenic – Organic solar cells.

### Module 2

Dielectrics: Introduction to Dielectric polarization and classification–Clausius-Mosotti relation.

Insulating materials and classification- properties- Common insulating materials used in electrical apparatus-Inorganic, organic, liquid and gaseous insulators- capacitor materials.

Electro-negative gases- properties and applications of SF<sub>6</sub> gas and its mixtures with nitrogen  
Ferro electricity.

### Module 3

Dielectric Breakdown: Mechanism of breakdown in gases, liquids and solids –basic theories including Townsend's criterion, Streamer mechanism.

Mechanism of breakdown in liquids and solids - suspended particle theory, Bubble theory, Stressed oil Volume Theory, intrinsic breakdown, electro-mechanical breakdown, Thermal breakdown, Treeing and Tracking.

Application of vacuum insulation- Breakdown in high vacuum.  
Basics of treatment and testing of transformer oil.

### Module 4

Magnetic Materials: Classification of magnetic materials -Curie-Weiss law-Application of iron and its alloys- Hard and soft magnetic materials– Ferrites- Magnetic materials used in electrical apparatus.

Superconductor Materials:-Basic Concept- types, characteristics- applications.

**Module 5**

Novel materials: Introduction to Biomaterials, Nano-materials and their significance. Growth techniques of nano-materials – Top-down and Bottom-up techniques, Lithographic and Non-lithographic processes (qualitative study only), Characterisation tools of nanomaterials – SPM, AFM, SEM and TEM (qualitative study only), Special topics in nanotechnology – nanostructures of carbon, nanoelectronics, nanobiometrics(qualitative study only).

**Text Books**

1. Dekker A.J.: Electrical Engineering Materials, Prentice Hall of India.
2. G.K.Mithal: Electrical Engineering Material Science. Khanna Publishers.
3. K.K. Chattopadhyay, A. N. Banerjee: Introduction to nanoscience and nanotechnology, PHI Learning Pvt. Ltd.

**Reference Books**

1. Naidu M. S. and V. Kamaraju, *High Voltage Engineering*, Tata McGraw Hill, 2004
2. Indulkar O.S.&Thiruveadam S., *An Introduction to Electrical Engineering Materials*, S.Chand.
3. Joon Bu Park, *Biomaterials Science and Engineering*, Plenum Press, New York, 1984

**Course Contents and Lecture Schedule**

Sl. No.	Topic	No. of Lectures
<b>1</b>	<b>Conducting Materials, Dielectrics, Semiconductors (8 hours)</b>	
1.1	Conducting Materials: Conductivity	1
1.2	Dependence on temperature and composition – Materials for electrical applications such as resistance, machines, solders etc	2
1.3	Semiconductor Materials: Concept, materials and properties	2
1.4	Basic ideas of Compound semiconductors, amorphous and organic semiconductors- applications.	1
1.5	Solar Energy Materials: Solar selective coatings for enhanced solar thermal energy collection.	1
1.6	Solar cells -Silicon, Cadmium sulphide and Gallium arsenic – Organic solar cells.	1
<b>2</b>	<b>Insulating materials(8 hours)</b>	
2.1	Dielectrics: Introduction to Dielectric polarization and classification.	1
2.2	Clausius- Mosotti relation.	1

2.3	Insulating materials and classification- properties	2
2.4	Common insulating materials used in electrical apparatus- Inorganic, organic, liquid and gaseous insulators- capacitor materials.	1
2.5	Electro-negative gases- properties and applications of SF <sub>6</sub> gas and its mixtures with nitrogen.	2
2.6	Ferro electricity	1
<b>3</b>	<b>Dielectric Breakdown(8 hours)</b>	
3.1	Mechanism of breakdown in gases– Townsend's criterion	2
3.2	Streamer theory	1
3.3	Mechanism of breakdown in liquids - suspended particle theory, Bubble theory, Stressed oil Volume Theory.	1
3.4	Mechanism of breakdown in solids - intrinsic breakdown, electro-mechanical breakdown, Thermal breakdown, Treeing and Tracking.	1
3.5	Application of vacuum insulation- Breakdown in high vacuum.	1
3.6	Basics of treatment and testing of transformer oil	2
<b>4</b>	<b>Magnetic Materials, Superconductors, Solar Energy materials (5 hours)</b>	
4.1	Magnetic Materials: Classification of magnetic materials –Curie-Weiss law	1
4.2	Application of iron and its alloys- Hard and soft magnetic materials– Ferrites- Magnetic materials used in electrical apparatus.	2
4.3	Superconductor Materials:-Basic Concept- types, characteristics-applications.	2
<b>5</b>	<b>Novel materials(7 hours)</b>	
5.1	Introduction to biomaterials, nanomaterials and their significance	2
5.2	Growth techniques of nano materials-Top-down and Bottom-up techniques, Lithographic and Non-lithographic processes	2
5.3	Characterisation tools of nanomaterials – SPM, AFM, SEM and TEM	2
5.4	Special topics in nanotechnology – nanostructures of carbon, nanoelectronics, nanobiometrics	1

CODE	COURSE NAME	CATEGORY	L	T	P	CREDIT
EET372	SOFT COMPUTING	PEC	2	1	0	3

**Preamble:** This course gives an introduction to some new fields in soft computing. It combines the fundamentals of neural network, fuzzy logic, and genetic algorithm which in turn offers the superiority of humanlike problem solving capabilities. This course provides a broad introduction to machine learning, data clustering algorithms and support vector machines.

**Prerequisite:** Digital Electronics

**Course Outcomes:** After the completion of the course, the student will be able to:

CO 1	Explain various constituents of soft computing and artificial neural networks.
CO 2	Explain the different learning methods for training of ANNs.
CO 3	Apply fuzzy logic techniques to control a system.
CO 4	Utilize genetic algorithm techniques to find the optimal solution of a given problem.
CO 5	Explain the basics of machine learning, data clustering algorithms and support vector machines.

**Mapping of course outcomes with program outcomes**

	PO1	PO2	PO3	PO4	PO5	PO6	PO7	PO8	PO9	PO10	PO11	PO12
CO 1	3	-	-	-	-	-	-	-	-	-	-	2
CO 2	3	1	1	1	-	-	-	-	-	-	-	2
CO 3	3	1	1	1	2	-	-	-	-	-	-	2
CO 4	3	1	1	1	-	-	-	-	-	-	-	2
CO 5	3	1	2	1	2	-	-	-	-	-	-	2

**Assessment Pattern**

Bloom's Category	Continuous Assessment Tests		End Semester Examination
	1	2	
Remember	10	10	20
Understand	20	20	40
Apply	20	20	40
Analyse			
Evaluate			
Create			



**End Semester Examination Pattern** : There will be two parts; Part A and Part B. Part A contains 10 questions (each carrying 3 marks) with 2 questions from each module. Students should answer all questions. Part B contains 2 questions from each module, out of which students should answer any one. Each question can have maximum 2 sub-divisions and carries 14 marks.

### Course Level Assessment Questions

#### Course Outcome 1 (CO1):

1. Compare Soft and Hard computing.
2. Define ANN. What are the characteristics of ANN?
3. Realize using McCulloch Pitts neuron model (i) a 2-input AND logic and (ii) a 2-input NOR logic considering +1 as the bias value of the neuron.
4. Draw the non-linear model of a neuron and explain the basic elements of the neuronal model.
5. Explain any five types of activation functions used in neural network models.
6. Explain how a biological neuron transmits signals in the human brain with the help of neat diagrams.

#### Course Outcome 2 (CO2):

1. Describe learning. What are the different learning methods in ANN?
2. Explain the different architectures of neural networks.
3. Explain error correction learning algorithm.
4. What is meant by feed forward network? Compare SLFFN and MLFFN.
5. Compare supervised learning and unsupervised learning methods.
6. Derive the expression for local gradient of an output neuron, in back propagation algorithm.

#### Course Outcome 3(CO3):

1. Define membership function. Also give any three features of a membership function.
2. Define (i) core (ii) support (iii) boundary and crossover points of membership function.
3. Given two fuzzy sets:  
 $\tilde{A}$  : Mary is efficient,  $T(\tilde{A}) = 0.8$   
 $\tilde{B}$  : Ram is efficient,  $T(\tilde{B}) = 0.65$   
 Find (i) Mary is not efficient (ii) Mary is efficient and so is Ram (iii) Either Mary or Ram is efficient (iv) If Mary is efficient.
4. P represents a set of four varieties of paddy plants, D represents the four diseases affecting the plants, and S represents the common symptoms of the diseases.  
 $P = \{P_1, P_2, P_3, P_4\}, D = \{D_1, D_2, D_3, D_4\}, S = \{S_1, S_2, S_3, S_4\}$ . R is a relation on  $P \times D$  representing which plant is susceptible to which diseases and T is another relation on  $D \times S$  and is stated as

$$R = \begin{matrix} & \begin{matrix} D_1 & D_2 & D_3 & D_4 \end{matrix} \\ \begin{matrix} P_1 \\ P_2 \\ P_3 \\ P_4 \end{matrix} & \begin{bmatrix} 0.6 & 0.6 & 0.9 & 0.8 \\ 0.1 & 0.2 & 0.9 & 0.8 \\ 0.9 & 0.3 & 0.4 & 0.8 \\ 0.9 & 0.8 & 0.4 & 0.2 \end{bmatrix} \end{matrix},$$

$$T = \begin{matrix} & \begin{matrix} S_1 & S_2 & S_3 & S_4 \end{matrix} \\ \begin{matrix} D_1 \\ D_2 \\ D_3 \\ D_4 \end{matrix} & \begin{bmatrix} 0.1 & 0.2 & 0.7 & 0.9 \\ 1 & 1 & 1 & 0.6 \\ 0 & 0 & 0.5 & 0.9 \\ 0.9 & 1 & 0.8 & 0.2 \end{bmatrix} \end{matrix}$$

Obtain the association of plants with the different symptoms of the disease using max-min composition.

5. Discuss any two common membership functions used in fuzzy logic.

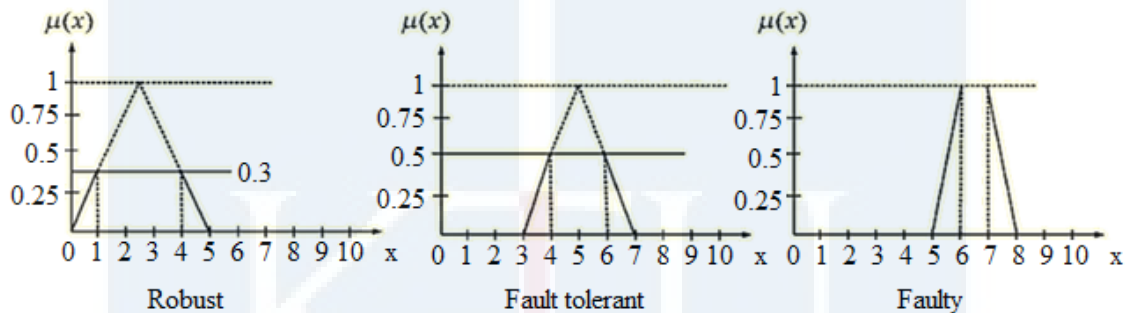
6.  $\tilde{A} = \{(x_1, 0.3), (x_2, 0.5), (x_3, 0.6)\}$ ,  $\tilde{B} = \{(x_1, 0.2), (x_2, 0.8), (x_3, 0.9)\}$ . Find (i)  $\tilde{A} \cup \tilde{B}$  (ii)

$\tilde{A} \cap \tilde{B}$  (iii)  $\tilde{A} - \tilde{B}$  (iv)  $\tilde{A} \oplus \tilde{B}$ .

7. List out the various operations on Fuzzy sets.

8. Explain simple fuzzy logic controllers.

9. The faulty measure of a circuit is defined fuzzily by three fuzzy sets namely Robust ( $R$ ), Fault tolerant ( $FT$ ) and Faulty ( $F$ ), defined by three membership functions with number of faults occur, as universe of discourse as



Reliability is measured as  $r = R \cup FT \cup F$ . Determine the crisp value of  $r$  using centroid method, COS method and weighted average methods of defuzzification.

#### Course Outcome 4 (CO4):

1. Draw a neat architecture of Adaptive Neuro Fuzzy Inference System (ANFIS).
2. Explain any two types of encoding used in GA.
3. Discuss selection operation in GA. Explain briefly Roulette wheel selection.
4. What is Genetic Algorithm? What are the various methods of selecting chromosomes of parents to crossover?
5. What is crossover? Explain any three types of crossover operators in GA.
6. Define (i) Population (ii) Fitness (iii) Selection (iv) Mutation.

#### Course Outcome 5 (CO5):

1. What is "Machine Learning"? Give examples of learning machines.
2. Explain different types of machine learning models.
3. Explain different types of Machine Learning Architecture.
4. Explain, K-Means Clustering algorithm. What are its applications?
5. Compare SVM and SVR.
6. Explain Hierarchical clustering technique. What are its limitations?

**Model Question paper****QP CODE:****PAGES:2**

Reg. No: \_\_\_\_\_

Name: \_\_\_\_\_

**APJ ABDUL KALAM TECHNOLOGICAL UNIVERSITY**  
**SIXTH SEMESTER B.TECH DEGREE EXAMINATION**  
**MONTH & YEAR**

**Course Code: EET 372****Course Name: SOFT COMPUTING**

Max. Marks: 100

Duration: 3 Hours

**PART A (3 x 10 = 30 Marks)****Answer all Questions. Each question carries 3 Marks.**

1. Compare the structure of a biological neuron with an artificial neuron.
2. What is a perceptron? Explain the training process in perceptron.
3. Describe learning. What are the different learning methods in ANN?
4. Explain the architecture of a Hopfield network.
5. The two fuzzy sets representing an *apple* and an *orange* are:

$$Apple = \left\{ \frac{0.4}{orange} + \frac{0.5}{chair} + \frac{0.8}{table} + \frac{0.9}{apple} + \frac{0.3}{plate} \right\}$$

$$Orange = \left\{ \frac{0.6}{orange} + \frac{0.3}{chair} + \frac{0.4}{table} + \frac{0.5}{apple} + \frac{0.4}{plate} \right\}$$

Find the following:

- i)  $Apple \cup Orange$  ii)  $Apple \cap Orange$  iii)  $\overline{Apple \cap Orange}$   
 iv)  $Apple \cup Apple$

6. With a neat block diagram, explain the fuzzy inference system.
7. Write short notes on any two methods used for selection process in GA.
8. Explain two different types of crossover used in a genetic algorithm.
9. What is a linear learning machine?
10. List out any 4 applications of support vector machines.

**PART B (14 x 5 = 70 Marks)****Answer any one full question from each module. Each question carries 14 Marks.****Module I**

- 11 a Realize using McCulloch Pitts neuron model (i) a 2-input AND logic and (ii) a 2-input NOR logic considering +1 as the bias value of the neuron. **(9)**

- b Explain any five types of activation functions used in neural network models. (5)

- 12 a Explain the architecture of ADALINE and MADALINE networks. (9)

- b Draw the non-linear model of a neuron and explain the basic elements of the neuronal model. (5)

### Module II

- 13 a Explain back propagation algorithm with the help of a block diagram and a suitable example. (9)

- b Explain radial basis function network. (5)

- 14 a Explain reinforcement learning with the help of a block diagram. (7)

- b Explain Kohonen Self organizing map. (7)

### Module III

- 15 a P represents a set of four varieties of paddy plants, D represents the four diseases affecting the plants, and S represents the common symptoms of the diseases. (9)

$P = \{P_1, P_2, P_3, P_4\}$ ,  $D = \{D_1, D_2, D_3, D_4\}$ ,  $S = \{S_1, S_2, S_3, S_4\}$ . R is a relation on  $P \times D$  representing which plant is susceptible to which diseases and T is another relation on  $D \times S$  and is stated as

$$R = \begin{matrix} & D_1 & D_2 & D_3 & D_4 \\ \begin{matrix} P_1 \\ P_2 \\ P_3 \\ P_4 \end{matrix} & \begin{bmatrix} 0.6 & 0.6 & 0.9 & 0.8 \\ 0.1 & 0.2 & 0.9 & 0.8 \\ 0.9 & 0.3 & 0.4 & 0.8 \\ 0.9 & 0.8 & 0.4 & 0.2 \end{bmatrix} \end{matrix}, \quad T = \begin{matrix} & S_1 & S_2 & S_3 & S_4 \\ \begin{matrix} D_1 \\ D_2 \\ D_3 \\ D_4 \end{matrix} & \begin{bmatrix} 0.1 & 0.2 & 0.7 & 0.9 \\ 1 & 1 & 1 & 0.6 \\ 0 & 0 & 0.5 & 0.9 \\ 0.9 & 1 & 0.8 & 0.2 \end{bmatrix} \end{matrix}$$

Obtain the association of plants with the different symptoms of the disease using max-min composition.

- b Discuss any two common membership functions used in fuzzy logic. (5)

- 16 With the help of an example, explain the working of a fuzzy logic controller. (14)

### Module IV

- 17 a Describe the steps involved in solving an optimization problem using Genetic Algorithm. Illustrate the steps with a suitable example (14)

- 18 a Explain Adaptive Neuro-Fuzzy Inference System (ANFIS) with the help of a block diagram. (9)

- b What is the role of 'mutation' in GA based optimization process? What is the usual range of probability value given for mutation process? (5)

### Module V

- 19 a Describe Machine Learning. Write any three applications (9)

- b Briefly explain any one clustering algorithm with example. (5)

- 20 a Explain support vector regression. List any 2 applications. (9)
- b What are the common distance measures used in clustering algorithms? (5)

## Syllabus

### Module 1

Introduction: Soft and Hard Computing, Evolution of soft computing, Soft computing constituents.

Artificial Neural Networks: Biological foundations –ANN models - Characteristics of ANN- Types of activation function - McCulloch-Pitts neuron model, Realization of logic gates using McCulloch-Pitts neuron model - simple perceptron, Adaline and Madaline.

### Module 2

Neural network architectures - single layer, multilayer, recurrent networks.

Knowledge representation - Learning process - Supervised and unsupervised learning, Learning algorithms–Error correction learning - Hebbian learning – Boltzmann learning - competitive learning- Backpropagation algorithm- Case study-Radial basis function networks - Hopfield network- Kohonen Self organizing maps

### Module 3

Fuzzy Logic: Introduction to crisp sets and fuzzy sets, examples, Properties, Basic fuzzy set operations, examples. Fuzzy relations - Cardinality of Fuzzy relations - Operations on Fuzzy relations - Properties of Fuzzy relations. Membership functions - triangular, trapezoidal, bell shaped, Gaussian, sigmoidal.

Fuzzy logic controller (Block Diagram), Fuzzification, rule base, inference engine and defuzzification - Max-membership principle, Centroid method, Weighted Average Method, Mean-Max membership, Center of Sums, and Center of Largest area, First and Last of Maxima.

Simple fuzzy logic controllers with examples.

### Module 4

Genetic Algorithm: Introduction - basic concepts of Genetic Algorithm, encoding, fitness function, reproduction, cross over, mutation operator, bit-wise operators, generational cycle.

Hybrid Systems: Adaptive Neuro Fuzzy Inference System (ANFIS), Genetic algorithm based back propagation networks, fuzzy back propagation networks.

### Module 5

Machine Learning- Machine learning model-Approaches to machine learning- Machine learning architecture- Data Clustering Algorithms -Hierarchical clustering, K-Means Clustering

Support Vector Machines for Learning – Linear Learning Machines – Support Vector Classification – Support Vector Regression - Applications.

**Reference Books**

1. S.Rajasekharan, G.A.Vijayalakshmi Pai, *Neural Network, Fuzzy Logic and Genetic Algorithms Synthesis and Applications*, Prentice Hall India, 2003.
2. S.N.Sivanandam, S.N.Deepa, *Principles of Soft Computing*, Wiley India, 2007.
3. Simon Haykin, *Neural Networks a Comprehensive foundation*, Pearson Education, 1999.
4. Bart Kosko, *Neural Network and Fuzzy Systems*, Prentice Hall of India, 2002
5. Zurada J.M., *Introduction to Artificial Neural Systems*, Jaico Publishers, 2003.
6. Hassoun Mohammed H, *Fundamentals of Artificial Neural Networks*, Prentice Hall of India, 2002.J.-S.R.Jang, C.-T.Sun,E.Mizutani, *Neuro-Fuzzy and Soft Computing*, Prentice Hall, 1997.
7. Timothy J Ross, *Fuzzy logic with Engineering Applications*, McGraw Hill, New York.
8. Driankov D., Hellendoorn H., Reinfrank M, *An Introduction to Fuzzy Control*, Narosa Publications, 1993.
9. Ronald R Yager and Dimitar P Filev, *Essentials of Fuzzy Modelling & Control*, John Wiley & Sons, Inc, 2002.
10. SuranGoonatilake& Sukhdev Khebbal (Eds.), *Intelligent Hybrid Systems*, John Wiley,1995.
11. D.E.Goldberg, *Genetic Algorithms in Search Optimisation and Machine Learning*, Pearson Education, 1989.
12. Tom Mitchell,*Machine Learning*, McGraw Hill, 1997
13. Margaret H. Dunham, *Data Mining- Introductory & Advanced Topics*, Pearson Publication

**Course Contents and Lecture Schedule**

Sl. No.	Topic	No. of Lectures
<b>1</b>	<b><i>Introduction to Artificial Neural Networks</i></b>	<b>5 hrs</b>
1.1	Introduction to soft computing, soft and hard Computing, Soft computing constituents	1
1.2	ANN- Biological foundations - ANN models - Characteristics of ANN - Types of activation function.	1
1.3	McCulloch-Pitts neuron model, Realization of logic gates using McCulloch-Pitts neuron model.	2
1.4	Simple perceptron, Adaline and Madaline.	1
<b>2</b>	<b><i>Neural network architectures and Learning</i></b>	<b>7 hrs</b>
2.1	Neural network architectures - single layer, multilayer, recurrent networks, Knowledge representation.	1
2.2	Learning process: Supervised and unsupervised learning. Learning algorithms- Errorcorrection learning.	1
2.3	Hebbian learning – Boltzmann learning - competitive learning.	1



2.4	Back propagation networks	1
2.5	Radial basis function networks - Hopfield network.	2
2.6	Kohonen Self organizing maps	1
<b>3</b>	<b><i>Introduction to Fuzzy Logic</i></b>	<b>11 hrs</b>
3.1	Introduction to crisp sets and fuzzy sets, examples, Properties.	1
3.2	Basic fuzzy set operations, examples.	1
3.3	Fuzzy relations- Cardinality of Fuzzy relations - Operations on Fuzzy relations - Properties of Fuzzy relations.	2
3.4	Membership functions - triangular, trapezoidal, bell shaped, Gaussian, sigmoidal.	1
3.5	Fuzzy logic controller (Block Diagram), Fuzzification, rule base, inference engine	2
3.6	Defuzzification - Max-membership principle, Centroid method, Weighted Average Method, Mean-Max membership, Center of Sums, and Center of Largest area, First and Last of Maxima, Example problems.	2
3.7	Simple fuzzy logic controllers with examples	2
<b>4</b>	<b><i>Introduction to Genetic Algorithms and Hybrid Systems</i></b>	<b>7 hrs</b>
4.1	Basic concepts of Genetic Algorithm – encoding - fitness function – reproduction - cross over - mutation operator - bit-wise operators, generational cycle.	3
4.2	Hybrid Systems: Adaptive Neuro fuzzy Inference System (ANFIS)	2
4.3	Genetic algorithm based back propagation networks	1
4.4	Fuzzy back propagation networks	1
<b>5</b>	<b><i>Introduction to Machine Learning</i></b>	<b>6 hrs</b>
5.1	Machine Learning- Machine learning model- Approaches to machine learning- Machine learning architecture	2
5.2	Data Clustering Algorithms - Hierarchical clustering, K-Means Clustering	2
5.3	Support Vector Machines for Learning Support Vector Classification – Support Vector Regression - Applications	2



HUT 300	Industrial Economics & Foreign Trade	Category	L	T	P	CREDIT
		HSMC	3	0	0	3

**Preamble:** To equip the students to take industrial decisions and to create awareness of economic environment.

**Prerequisite:** Nil

**Course Outcomes:** After the completion of the course the student will be able to

<b>CO1</b>	Explain the problem of scarcity of resources and consumer behaviour, and to evaluate the impact of government policies on the general economic welfare. (Cognitive knowledge level: <b>Understand</b> )
<b>CO2</b>	Take appropriate decisions regarding volume of output and to evaluate the social cost of production. (Cognitive knowledge level: <b>Apply</b> )
<b>CO3</b>	Determine the functional requirement of a firm under various competitive conditions. (Cognitive knowledge level: <b>Analyse</b> )
<b>CO4</b>	Examine the overall performance of the economy, and the regulation of economic fluctuations and its impact on various sections in the society. (Cognitive knowledge level: <b>Analyse</b> )
<b>CO5</b>	Determine the impact of changes in global economic policies on the business opportunities of a firm. (Cognitive knowledge level: <b>Analyse</b> )

**Mapping of course outcomes with program outcomes**

	PO1	PO2	PO3	PO4	PO5	PO6	PO7	PO8	PO9	PO10	PO11	PO12
<b>CO1</b>	2										3	
<b>CO2</b>	2	2			2	2	3				3	
<b>CO3</b>	2	2	1								3	
<b>CO4</b>	2	2	1			1					3	
<b>CO5</b>	2	2	1								3	

Abstract POs defined by National Board of Accreditation			
PO#	Broad PO	PO#	Broad PO
PO1	Engineering Knowledge	PO7	Environment and Sustainability
PO2	Problem Analysis	PO8	Ethics
PO3	Design/Development of solutions	PO9	Individual and team work
PO4	Conduct investigations of complex problems	PO10	Communication
PO5	Modern tool usage	PO11	Project Management and Finance
PO6	The Engineer and Society	PO12	Lifelong learning

#### Assessment Pattern

Bloom's Category	Continuous Assessment Tests		End Semester Examination Marks
	Test 1 (Marks)	Test 2 (Marks)	
Remember	15	15	30
Understand	20	20	40
Apply	15	15	30

#### Mark Distribution

Total Marks	CIE Marks	ESE Marks	ESE Duration
150	50	100	3 hours

**Continuous Internal Evaluation Pattern:**

Attendance	: 10 marks
Continuous Assessment - Test (2 numbers)	: 25 marks
Continuous Assessment - Assignment	: 15 marks

**Internal Examination Pattern:**

Each of the two internal examinations has to be conducted out of 50 marks. First series test shall be preferably conducted after completing the first half of the syllabus and the second series test shall be preferably conducted after completing remaining part of the syllabus. There will be two parts: Part A and Part B. Part A contains 5 questions (preferably, 2 questions each from the completed modules and 1 question from the partly completed module), having 3 marks for each question adding up to 15 marks for part A. Students should answer all questions from Part A. Part B contains 7 questions (preferably, 3 questions each from the completed modules and 1 question from the partly completed module), each with 7 marks. Out of the 7 questions, a student should answer any 5.

**End Semester Examination Pattern:**

There will be two parts; Part A and Part B.

Part A	: 30 marks
Part B	: 70 marks

Part A contains 10 questions with 2 questions from each module, having 3 marks for each question. Students should answer all questions. Part B contains 2 questions from each module of which a student should answer any one. Each question can have maximum 3 sub-divisions and carries 14 marks.

# **SYLLABUS**

## **HUT 300 Industrial Economics & Foreign Trade**

### **Module 1 (Basic Concepts and Demand and Supply Analysis)**

Scarcity and choice - Basic economic problems- PPC – Firms and its objectives – types of firms – Utility – Law of diminishing marginal utility – Demand and its determinants – law of demand – elasticity of demand – measurement of elasticity and its applications – Supply, law of supply and determinants of supply – Equilibrium – Changes in demand and supply and its effects – Consumer surplus and producer surplus (Concepts) – Taxation and deadweight loss.

### **Module 2 (Production and cost)**

Production function – law of variable proportion – economies of scale – internal and external economies – Isoquants, isocost line and producer's equilibrium – Expansion path – Technical progress and its implications – Cobb-Douglas production function - Cost concepts – Social cost: private cost and external cost – Explicit and implicit cost – sunk cost - Short run cost curves - long run cost curves – Revenue (concepts) – Shutdown point – Break-even point.

### **Module 3 (Market Structure)**

Perfect and imperfect competition – monopoly, regulation of monopoly, monopolistic completion (features and equilibrium of a firm) – oligopoly – Kinked demand curve – Collusive oligopoly (meaning) – Non-price competition – Product pricing – Cost plus pricing – Target return pricing – Penetration pricing – Predatory pricing – Going rate pricing – Price skimming.

### **Module 4 (Macroeconomic concepts)**

Circular flow of economic activities – Stock and flow – Final goods and intermediate goods - Gross Domestic Product - National Income – Three sectors of an economy- Methods of measuring national income – Inflation- causes and effects – Measures to control inflation- Monetary and fiscal policies – Business financing- Bonds and shares -Money market and Capital market – Stock market – Demat account and Trading account - SENSEX and NIFTY.

### **Module 5 (International Trade)**

Advantages and disadvantages of international trade - Absolute and Comparative advantage theory - Heckscher - Ohlin theory - Balance of payments – Components – Balance of Payments

deficit and devaluation – Trade policy – Free trade versus protection – Tariff and non-tariff barriers.

### **Reference Materials**

1. Gregory N Mankiw, 'Principles of Micro Economics', Cengage Publications
2. Gregory N Mankiw, 'Principles of Macro Economics', Cengage Publications
3. Dwivedi D N, 'Macro Economics', Tata McGraw Hill, New Delhi.
4. Mithani D M, 'Managerial Economics', Himalaya Publishing House, Mumbai.
5. Francis Cherunilam, 'International Economics', McGraw Hill, New Delhi.

### **Sample Course Level Assessment Questions**

#### **Course Outcome 1 (CO1):**

1. Why does the problem of choice arise?
2. What are the central problems?
3. How do we solve the basic economic problems?
4. What is the relation between price and demand?
5. Explain deadweight loss due to the imposition of a tax.

#### **Course Outcome 2 (CO2):**

1. What is shutdown point?
2. What do you mean by producer equilibrium?
3. Explain break-even point;
4. Suppose a chemical factory is functioning in a residential area. What are the external costs?

#### **Course Outcome 3 (CO3):**

1. Explain the equilibrium of a firm under monopolistic competition.
2. Why is a monopolist called price maker?
3. What are the methods of non-price competition under oligopoly?

4. What is collusive oligopoly?

**Course Outcome 4 (CO4):**

1. What is the significance of national income estimation?
2. How is GDP estimated?
3. What are the measures to control inflation?
4. How does inflation affect fixed income group and wage earners?

**Course Outcome 5 (CO5):**

1. What is devaluation?
2. Suppose a foreign country imposes a tariff on Indian goods. How does it affect India's exports?
3. What is free trade?
4. What are the arguments in favour of protection?

**Model Question paper**

**QP CODE:**

**PAGES:3**

**Reg No:\_\_\_\_\_**

**Name :\_\_\_\_\_**

**APJ ABDUL KALAM TECHNOLOGICAL UNIVERSITY FIFTH /SIXTH SEMESTER  
B.TECH DEGREE EXAMINATION, MONTH & YEAR**

**Course Code: HUT 300**

**Course Name: Industrial Economics & Foreign Trade**

**Max.Marks:100**

**Duration: 3 Hours**

**PART A**

**Answer all Questions. Each question carries 3 Marks**

1. Why does an economic problem arise?
2. What should be the percentage change in price of a product if the sale is to be increased by 50 percent and its price elasticity of demand is 2?
3. In the production function  $Q = 2L^{1/2}K^{1/2}$  if  $L=36$  how many units of capital are needed to produce 60 units of output?
4. Suppose in the short run  $AVC < P < AC$ . Will this firm produce or shut down? Give reason.
5. What is predatory pricing?
6. What do you mean by non- price competition under oligopoly?
7. What are the important economic activities under primary sector?
8. Distinguish between a bond and share?
9. What are the major components of balance of payments?



10. What is devaluation?

(10 x 3 = 30 marks)

### **PART B**

**(Answer one full question from each module, each question carries 14 marks)**

#### **MODULE I**

11. a) Prepare a utility schedule showing units of consumption, total utility and marginal utility, and explain the law of diminishing marginal utility. Point out any three limitations of the law.
- b) How is elasticity of demand measured according to the percentage method? How is the measurement of elasticity of demand useful for the government?

**Or**

12. a) Explain the concepts consumer surplus and producer surplus.
- b) Suppose the government imposes a tax on a commodity where the tax burden is met by the consumers. Draw a diagram and explain dead weight loss. Mark consumer surplus, producer surplus, tax revenue and dead weight loss in the diagram.

#### **MODULE II**

13. a) What are the advantages of large-scale production?
- b) Explain Producer equilibrium with the help of isoquants and isocost line. What is expansion path?

**Or**

14. a) Explain break-even analysis with the help of a diagram.
- b) Suppose the monthly fixed cost of a firm is Rs. 40000 and its monthly total variable cost is Rs. 60000.
- If the monthly sales is Rs. 120000 estimate contribution and break-even sales.
  - If the firm wants to get a monthly profit of Rs.40000, what should be the sales?
- c) The total cost function of a firm is given as  $TC=100+50Q - 11Q^2+Q^3$ . Find marginal cost when output equals 5 units.

#### **MODULE III**

15. a) What are the features of monopolistic competition?  
b) Explain the equilibrium of a firm earning supernormal profit under monopolistic competition.

**Or**

16. a) Make comparison between perfect competition and monopoly.  
b) Explain price rigidity under oligopoly with the help of a kinked demand curve.

#### **MODULE IV**

17. a) How is national income estimated under product method and expenditure method?  
b) Estimate GDPmp, GNPmp and National income

Private consumption expenditure	= 2000 (in 000 cores)
Government Consumption	= 500
NFIA	= -(300)
Investment	= 800
Net=exports	=700
Depreciation	= 400
Net-indirect tax	= 300

**Or**

18. a) What are the monetary and fiscal policy measures to control inflation?  
b) What is SENSEX?

#### **MODULE V**

19. a) What are the advantages of disadvantages of foreign trade?  
b) Explain the comparative cost advantage.

**Or**

20. a) What are the arguments in favour protection?  
b) Examine the tariff and non-tariff barriers to international trade.

**(5 × 14 = 70 marks)**

### Teaching Plan

<b>Module 1 (Basic concepts and Demand and Supply Analysis)</b>		<b>7 Hours</b>
1.1	Scarcity and choice – Basic economic problems - PPC	1 Hour
1.2	Firms and its objectives – types of firms	1 Hour
1.3	Utility – Law of diminishing marginal utility – Demand – law of demand	1 Hour
1.4	Measurement of elasticity and its applications	1 Hour
1.5	Supply, law of supply and determinants of supply	1 Hour
1.6	Equilibrium – changes in demand and supply and its effects	1 Hour
1.7	Consumer surplus and producer surplus (Concepts) – Taxation and deadweight loss.	1 Hour
<b>Module 2 (Production and cost)</b>		<b>7 Hours</b>
2.1	Productions function – law of variable proportion	1 Hour
2.2	Economies of scale – internal and external economies	1 Hour
2.3	producers equilibrium – Expansion path	1 Hour
2.4	Technical progress and its implications – cob Douglas Production function	1 Hour
2.5	Cost concepts – social cost: private cost and external cost – Explicit and implicit cost – sunk cost	1 Hour
2.6	Short run cost curves & Long run cost curves	1 Hour
2.7	Revenue (concepts) – shutdown point – Break-even point.	1 Hour
<b>Module 3 (Market Structure)</b>		<b>6 hours</b>
3.1	Equilibrium of a firm, MC – MR approach and TC – TR approach	1 Hour
3.2	Perfect competition & Imperfect competition	1 Hour
3.3	Monopoly – Regulation of monopoly – Monopolistic competition	1 Hour
3.4	Oligopoly – kinked demand curve	1 Hour
3.5	Collusive oligopoly (meaning) – Non price competition	1 Hour
3.6	Cost plus pricing – Target return pricing – Penetration, Predatory pricing – Going rate pricing – price skimming	1 Hour

<b>Module 4 (Macroeconomic concepts)</b>		<b>7 Hours</b>
4.1	Circular flow of economic activities	1 Hour
4.2	Stock and flow – Final goods and intermediate goods – Gross Domestic Product - National income – Three sectors of an economy	1 Hour
4.3	Methods of measuring national income	1 Hour
4.4	Inflation – Demand pull and cost push – Causes and effects	1 Hour
4.5	Measures to control inflation – Monetary and fiscal policies	1 Hour
4.6	Business financing – Bonds and shares – Money market and capital market	1 Hour
4.7	Stock market – Demat account and Trading account – SENSEX and NIFTY	1 Hour
<b>Module 5 (International Trade)</b>		<b>8 Hours</b>
5.1	Advantages and disadvantages of international trade	1 Hour
5.2	Absolute and comparative advantage theory	2 Hour
5.3	Heckscher – Ohlin theory	1 Hour
5.4	Balance of payments - components	1 Hour
5.5	Balance of payments deficit and devaluation	1 Hour
5.6	Trade policy – Free trade versus protection	1 Hour
5.7	Tariff and non tariff barriers.	1 Hour

<b>HUT 310</b>	<b>Management for Engineers</b>	<b>Category</b>	<b>L</b>	<b>T</b>	<b>P</b>	<b>Credit</b>
		<b>HMC</b>	<b>3</b>	<b>0</b>	<b>0</b>	<b>3</b>

**Preamble:** This course is intended to help the students to learn the basic concepts and functions of management and its role in the performance of an organization and to understand various decision-making approaches available for managers to achieve excellence. Learners shall have a broad view of different functional areas of management like operations, human resource, finance and marketing.

**Prerequisite:** Nil

**Course Outcomes** After the completion of the course the student will be able to

<b>CO1</b>	Explain the characteristics of management in the contemporary context (Cognitive Knowledge level: <b>Understand</b> ).
<b>CO2</b>	Describe the functions of management (Cognitive Knowledge level: <b>Understand</b> ).
<b>CO3</b>	Demonstrate ability in decision making process and productivity analysis (Cognitive Knowledge level: <b>Understand</b> ).
<b>CO4</b>	Illustrate project management technique and develop a project schedule (Cognitive Knowledge level: <b>Apply</b> ).
<b>CO5</b>	Summarize the functional areas of management (Cognitive Knowledge level: <b>Understand</b> ).
<b>CO6</b>	Comprehend the concept of entrepreneurship and create business plans (Cognitive Knowledge level: <b>Understand</b> ).

### Mapping of course outcomes with program outcomes

	PO1	PO2	PO3	PO4	PO5	PO6	PO7	PO8	PO9	PO10	PO11	PO12
CO1	2				1	2	2	2		2	1	1
CO2	2				1	1		2	1	2	1	1
CO3	2	2	2	2	1							
CO4	2	2	2	2	1						2	1
CO5	2					1	1		1	2	1	
CO6		2	2	2	1	1	1	1	1	1	1	1

Abstract POs defined by National Board of Accreditation			
PO1	Engineering Knowledge	PO7	Environment and Sustainability
PO2	Problem Analysis	PO8	Ethics
PO3	Design/Development of solutions	PO9	Individual and team work
PO4	Conduct investigations of complex problems	PO10	Communication
PO5	Modern tool usage	PO11	Project Management and Finance
PO6	The Engineer and Society	PO12	Life long learning

### Assessment Pattern

Bloom's Category	Test 1 (Marks in percentage)	Test 2 (Marks in percentage)	End Semester Examination (Marks in percentage)
Remember	15	15	30
Understand	15	15	30
Apply	20	20	40
Analyse			
Evaluate			
Create			

### **Mark Distribution**

<b>Total Marks</b>	<b>CIE Marks</b>	<b>ESE Marks</b>	<b>ESE Duration</b>
<b>150</b>	<b>50</b>	<b>100</b>	<b>3 Hours</b>

### **Continuous Internal Evaluation Pattern:**

Attendance : 10 marks

Continuous Assessment - Test : 25 marks

Continuous Assessment - Assignment : 15 marks

### **Internal Examination Pattern:**

Each of the two internal examinations has to be conducted out of 50 marks. First series test shall be preferably conducted after completing the first half of the syllabus and the second series test shall be preferably conducted after completing remaining part of the syllabus. There will be two parts: Part A and Part B. Part A contains 5 questions (preferably, 2 questions each from the completed modules and 1 question from the partly completed module), having 3 marks for each question adding up to 15 marks for part A. Students should answer all questions from Part A. Part B contains 7 questions (preferably, 3 questions each from the completed modules and 1 question from the partly completed module), each with 7 marks. Out of the 7 questions, a student should answer any 5.

### **End Semester Examination Pattern:**

There will be two parts; Part A and Part B. Part A contains 10 questions with 2 questions from each module, having 3 marks for each question. Students should answer all questions. Part B contains 2 questions from each module of which a student should answer any one. Each question can have maximum 2 sub-divisions and carries 14 marks.

## **SYLLABUS**

### **HUT 310 Management for Engineers (35 hrs)**

#### **Module 1 (Introduction to management Theory- 7 Hours)**

Introduction to management theory, Management Defined, Characteristic of Management, Management as an art-profession, System approaches to Management, Task and Responsibilities of a professional Manager, Levels of Manager and Skill required.

#### **Module 2 (management and organization- 5 hours)**

Management Process, Planning types , Mission, Goals, Strategy, Programmes, Procedures, Organising, Principles of Organisation, Delegation, Span of Control, Organisation Structures, Directing, Leadership, Motivation, Controlling..

#### **Module 3 (productivity and decision making- 7 hours)**

Concept of productivity and its measurement; Competitiveness; Decision making process; decision making under certainty, risk and uncertainty; Decision trees; Models of decision making.

#### **. Module 4 (project management- 8 hours)**

Project Management, Network construction, Arrow diagram, Redundancy. CPM and PERT Networks, Scheduling computations, PERT time estimates, Probability of completion of project, Introduction to crashing.

#### **Module 5 (functional areas of management- 8 hours)**

Introduction to functional areas of management, Operations management, Human resources management, Marketing management, Financial management, Entrepreneurship, Business plans, Corporate social responsibility, Patents and Intellectual property rights.

#### **References:**



1. H. Koontz, and H. Weihrich, Essentials of Management: An International Perspective. 8th ed., McGraw-Hill, 2009.
2. P C Tripathi and P N Reddy, Principles of management, TMH, 4<sup>th</sup> edition, 2008.
3. P. Kotler, K. L. Keller, A. Koshy, and M. Jha, Marketing Management: A South Asian Perspective. 14th ed., Pearson, 2012.
4. M. Y. Khan, and P. K. Jain, Financial Management, Tata-McGraw Hill, 2008.
5. R. D. Hisrich, and M. P. Peters, Entrepreneurship: Strategy, Developing, and Managing a New Enterprise, 4th ed., McGraw-Hill Education, 1997.
6. D. J. Sumanth, Productivity Engineering and Management, McGraw-Hill Education, 1985.
7. K.Ashwathappa, 'Human Resources and Personnel Management', TMH, 3<sup>rd</sup> edition, 2005.
8. R. B. Chase, Ravi Shankar and F. R. Jacobs, Operations and Supply Chain Management, 14th ed. McGraw Hill Education (India), 2015.

### **Sample Course Level Assessment Questions**

**Course Outcome1 (CO1):** Explain the systems approach to management?

**Course Outcome 2 (CO2):** Explain the following terms with a suitable example Goal, Objective, and Strategy.

**Course Outcome 3 (CO3):** Mr. Shyam is the author of what promises to be a successful novel. He has the option to either publish the novel himself or through a publisher. The publisher is offering Mr. Shyam Rs. 20,000 for signing the contract. If the novel is successful, it will sell 200,000 copies. Else, it will sell 10,000 copies only. The publisher pays a Re. 1 royalty per copy. A market survey indicates that there is a 70% chance that the novel will be successful. If Mr. Shyam undertakes publishing, he will incur an initial cost of Rs. 90,000 for printing and marketing., but each copy sold will net him Rs. 2. Based on the given information and the

decision analysis method, determine whether Mr. Shyam should accept the publisher's offer or publish the novel himself.

**Course Outcome 4 (CO4):** Explain the concepts of crashing and dummy activity in project management.

**Course Outcome 5 (CO5):** Derive the expression for the Economic order quantity (EOQ)?

**Course Outcome 6 (CO6):** Briefly explain the theories of Entrepreneurial motivation.?

**Model Question Paper**

QP CODE:

PAGES: 4

Reg No: \_\_\_\_\_

Name: \_\_\_\_\_

**APJ ABDUL KALAM TECHNOLOGICAL UNIVERSITY  
FOURTH SEMESTER B.TECH DEGREE EXAMINATION, MONTH & YEAR**

**Course Code: HUT 310**

**Course name: Management for Engineers**

**Max Marks: 100**

**Duration: 3 Hours**

**PART-A (Answer All Questions. Each question carries 3 marks)**

1. “Management is getting things done through other.” Elaborate.
2. Comment on the true nature of management. Is it a science or an art?
3. Planning is looking ahead and controlling is looking back. Comment with suitable examples
4. Explain the process of communication?
5. Explain the hierarchy of objectives?
6. Explain the types of decisions?
7. Describe the Economic man model?
8. Explain the concepts of crashing and dummy activity in project management.
9. Differentiate the quantitative and qualitative methods in forecasting.
10. What are the key metrics for sustainability measurement? What makes the measurement and reporting of sustainability challenging?

**PART-B (Answer any one question from each module)**

11. a) Explain the systems approach to management. (10)  
b) Describe the roles of a manager (4)

**OR**

12. a) Explain the 14 principles of administrative management? **(10)**

b) Explain the different managerial skills **(4)**

13. a) What are planning premises, explain the classification of planning premises. **(10)**

b) Distinguish between strategy and policy. How can policies be made effective. **(4)**

**OR**

14 a) Explain three motivational theories. **(9)**

b) Describe the managerial grid. **(5)**

15. a) Modern forest management uses controlled fires to reduce fire hazards and to stimulate new forest growth. Management has the option to postpone or plan a burning. In a specific forest tract, if burning is postponed, a general administrative cost of Rs. 300 is incurred. If a controlled burning is planned, there is a 50% chance that good weather will prevail and burning will cost Rs. 3200. The results of the burning may be either successful with probability 0.6 or marginal with probability 0.4. Successful execution will result in an estimated benefit of Rs. 6000, and marginal execution will provide only Rs. 3000 in benefits. If the weather is poor, burning will be cancelled incurring a cost of Rs. 1200 and no benefit. i) Develop a decision tree for the problem. (ii) Analyse the decision tree and determine the optimal course of action. **(8)**

**b)** Student tuition at ABC University is \$100 per semester credit hour. The Education department supplements the university revenue by matching student tuition, dollars per dollars. Average class size for typical three credit course is 50 students. Labour costs are \$4000 per class, material costs are \$20 per student, and overhead cost are \$25,000 per class. (a) Determine the total factor productivity. (b) If instructors deliver lecture 14 hours per week and the semester lasts for 16 weeks, what is the labour productivity? **(6)**

**OR**

16. a) An ice-cream retailer buys ice cream at a cost of Rs. 13 per cup and sells it for Rs. 20 per cup; any remaining unsold at the end of the day, can be disposed at a salvage price of Rs. 2.5 per cup. Past sales have ranged between 13 and 17 cups per day; there is no reason to believe that

sales volume will take on any other magnitude in future. Find the expected monetary value and EOL, if the sales history has the following probabilities:

(9)

<b>Market Size</b>	13	14	15	16	17
<b>Probability</b>	0.10	0.15	0.15	0.25	0.35

b) At Modern Lumber Company, Kishore the president and a producer of an apple crates sold to growers, has been able, with his current equipment, to produce 240 crates per 100 logs. He currently purchases 100 logs per day, and each log required 3 labour hours to process. He believes that he can hire a professional buyer who can buy a better quality log at the same cost. If this is the case, he increases his production to 260 crates per 100 logs. His labour hours will increase by 8 hours per day. What will be the impact on productivity (measured in crates per labour-hour) if the buyer is hired? What is the growth in productivity in this case?

(5)

17. a) A project has the following list of activities and time estimates:

<b>Activity</b>	<b>Time (Days)</b>	<b>Immediate Predecessors</b>
A	1	-
B	4	A
C	3	A
D	7	A
E	6	B
F	2	C, D
G	7	E, F
H	9	D
I	4	G, H

(a) Draw the network. (b) Show the early start and early finish times. (c) Show the critical path.

(10)

b) An opinion survey involves designing and printing questionnaires, hiring and training personnel, selecting participants, mailing questionnaires and analysing data. Develop the precedence relationships and construct the project network. **(4)**

**OR**

18. a) The following table shows the precedence requirements, normal and crash times, and normal and crash costs for a construction project:

Activity	Immediate Predecessors	Required Time (Weeks)		Cost (Rs.)	
		Normal	Crash	Normal	Crash
A	-	4	2	10,000	11,000
B	A	3	2	6,000	9,000
C	A	2	1	4,000	6,000
D	B	5	3	14,000	18,000
E	B, C	1	1	9,000	9,000
F	C	3	2	7,000	8,000
G	E, F	4	2	13,000	25,000
H	D, E	4	1	11,000	18,000
I	H, G	6	5	20,000	29,000

Draw the network. (b) Determine the critical path. (c) Determine the optimal duration and the associated cost. **(10)**

b) Differentiate between CPM and PERT. **(4)**

19. a) What is meant by market segmentation and explain the process of market segmentation **(8)**

b) The Honda Co. in India has a division that manufactures two-wheel motorcycles. Its budgeted sales for Model G in 2019 are 80,00,000 units. Honda's target ending inventory is 10,00, 000 units and its beginning inventory is 12, 00, 000 units. The company's budgeted selling price to its distributors and dealers is Rs. 40, 000 per motorcycle. Honda procures all its wheels from an

outside supplier. No defective wheels are accepted. Honda's needs for extra wheels for replacement parts are ordered by a separate division of the company. The company's target ending inventory is 3,00,000 wheels and its beginning inventory is 2,00,000 wheels. The budgeted purchase price is Rs. 1,600 per wheel.

(a) Compute the budgeted revenue in rupees.

(b) Compute the number of motorcycles to be produced.

Compute the budgeted purchases of wheels in units and in rupees.? **(6)**

**OR**

20. a) a) "Human Resource Management policies and principles contribute to effectiveness, continuity and stability of the organization". Discuss. (b) What is a budget? Explain how sales budget and production budgets are prepared? **(10)**

b) Distinguish between the following: (a) Assets and Liabilities (b) Production concept and Marketing concept (c) Needs and Wants (d) Design functions and Operational control functions in operations **(4)**

### Teaching Plan

Sl.No	TOPIC	SESSION
	<b>Module I</b>	
1.1	Introduction to management	1
1.2	Levels of managers and skill required	2
1.3	Classical management theories	3
1.4	neo-classical management theories	4
1.5	modern management theories	5
1.6	System approaches to Management,	6
1.7	Task and Responsibilities of a professional Manager	7
	<b>Module 2</b>	
2.1	Management process – planning	8
2.2	Mission – objectives – goals – strategy – policies – programmes – procedures	9
2.3	Organizing, principles of organizing, organization structures	10
2.4	Directing, Leadership	11
2.5	Motivation, Controlling	12
	<b>Module III</b>	
3.1	Concept of productivity and its measurement Competitiveness	13
3.2	Decision making process;	14
3.3	Models in decision making	15
3.4	Decision making under certainty and risk	16
3.5	Decision making under uncertainty	17
3.6	Decision trees	18
3.7	Models of decision making.	19
	<b>Module IV</b>	
4.1	Project Management	20



Sl.No	TOPIC	SESSION
	<b>Module I</b>	
4.2	Network construction	21
4.3	Arrow diagram, Redundancy	22
4.4	CPM and PERT Networks	23
4.5	Scheduling computations	24
4.6	PERT time estimates	25
4.7	Probability of completion of project	26
4.8	Introduction to crashing	
	<b>Module V</b>	
5.1	Introduction to functional areas of management,	28
5.2	Operations management	29
5.3	Human resources management ,	30
5.4	Marketing management	31
5.5	Financial management	32
5.6	Entrepreneurship,	33
5.7	Business plans	34
5.8	Corporate social responsibility, Patents and Intellectual property rights	35

CODE	COURSE NAME	CATEGORY	L	T	P	CREDIT
EET308	COMPREHENSIVE COURSE WORK	PCC	1	0	0	1

**Preamble:** The objective of this Course work is to ensure the comprehensive knowledge of each student in the most fundamental Program core courses in the curriculum. Five core courses credited from Semesters 3, 4 and 5 are chosen for the detailed study in this course work. This course has an End Semester Objective Test conducted by the University for 50 marks. One hour is assigned per week for this course for conducting mock tests of objective nature in all the listed five courses.

**Prerequisite:**

- 1.EET 201 Circuits and Networks
2. EET 202 DC Machines and Transformers
3. EET 206 Digital Electronics
4. EET 301 Power Systems I
5. EET 305 Signals and Systems

**Course Outcomes:** After the completion of the course the student will be able to

<b>CO 1</b>	Apply the knowledge of circuit theorems to solve the problems in electrical networks
<b>CO 2</b>	Evaluate the performance of DC machines and Transformers under different loading conditions
<b>CO 3</b>	Identify appropriate digital components to realise any combinational or sequential logic.
<b>CO 4</b>	Apply the knowledge of Power generation, transmission and distribution to select appropriate components for power system operation.
<b>CO 5</b>	Apply appropriate mathematical concepts to analyse continuous time and discrete time signals and systems

**Mapping of course outcomes with program outcomes**

	PO 1	PO 2	PO 3	PO 4	PO 5	PO 6	PO 7	PO 8	PO 9	PO 10	PO 11	PO 12
<b>CO1</b>	3	3										2
<b>CO2</b>	3	2										2
<b>CO3</b>	3	3	1		1							2
<b>CO4</b>	3	3				1	1	1			1	2
<b>CO5</b>	3	3	1		1							2

**Assessment Pattern**

Bloom's Category	End Semester Examination
Remember	10
Understand	20
Apply	20
Analyse	
Evaluate	
Create	

**Mark distribution**

Total Marks	CIE	ESE	ESE Duration
50	0	50	1 hour

**End Semester Examination Pattern:** Objective Questions with multiple choice (Four). Question paper include Fifty Questions of One mark each covering the five identified courses.

**Course Level Assessment Questions****Course Outcome 1 (CO1):**

1. A circuit with resistor, inductor and capacitor in series is resonant at  $f_0$  Hz. If all the component values are now doubled, the new resonant frequency is
  - a)  $2 f_0$
  - b) Still  $f_0$
  - c)  $f_0/2$
  - d)  $f_0/4$
2. The line A to neutral voltage is  $10\angle 15^\circ$  V for a balance three phase star connected load with phase sequence ABC. The voltage of line B with respect to line C is given by
  - a)  $10\sqrt{3}\angle 105^\circ$  V
  - b)  $10\angle 105^\circ$  V
  - c)  $10\sqrt{3}\angle 75^\circ$  V
  - d)  $-10\sqrt{3}\angle 90^\circ$  V
3. The average power delivered to an impedance  $(4-j3)\Omega$  by a current  $5\cos(100\pi t+100^\circ)$  A is

- a) 44.2 W
- b) 50 W
- c) 62.5 W
- d) 125 W

**Course Outcome 2 (CO2)**

1. The DC motor which can provide zero speed regulation at full load without any controller is

- a) Series
- b) Shunt
- c) Cumulatively compound
- d) Differentially compound

2. For a single phase, two winding transformer, the supply frequency and voltage are both increased by 10%. The percentage changes in the hysteresis and eddy current loss, respectively are

- a) 10 and 21
- b) -10 and 21
- c) 21 and 10
- d) -21 and 10

3. Match the following

List I-Performance Variables

List II-Proportional to

A. Armature emf (E)  
Current( $I_a$ )

1. Flux ( $\phi$ ), speed ( $\omega$ ), Armature

B. Developed Torque (T)

2.  $\phi$  and  $\omega$  only

C. Developed Power (P)

3.  $\phi$  and  $I_a$  only

4.  $I_a$  and  $\omega$  only

5.  $I_a$  only

Choices:

- |    | A | B | C |
|----|---|---|---|
| a) | 3 | 3 | 1 |
| b) | 2 | 5 | 4 |
| c) | 3 | 5 | 4 |
| d) | 2 | 3 | 1 |

**Course Outcome 3(CO3):**

1. The SOP (sum of products) form of a Boolean function is  $\Sigma(0, 1, 3, 7, 11)$ , where inputs are A, B, C, D (A is MSB and D is LSB). The equivalent minimized expression of the function is

- a)  $(B'+C)(A'+C)(A'+B')(C'+D)$
- b)  $(B'+C)(A'+C)(A'+C')(C'+D)$
- c)  $(B'+C)(A'+C)(A'+C')(C'+D')$
- d)  $(B'+C)(A+B')(A'+B')(C'+D)$

2. A cascade of three identical modulo-5 counters has an overall modulus of

- a) 5
- b) 25
- c) 125
- d) 625

3. The octal equivalent of the HEX number AB.CD is

- a) 253.314
- b) 253.632
- c) 526.314
- d) 526.632

**Course Outcome 4 (CO4):**

1. Corona losses are minimized when

- a) Conductor size is reduced
- b) Smoothness of the conductor is reduced
- c) Sharp points are provided in the line hardware
- d) Current density in the conductors is reduced

2. Keeping in view the cost and overall effectiveness, the following Circuit Breaker is best suited for capacitor bank switching

- a) Vacuum
- b) Air Blast
- c)  $\text{SF}_6$
- d) Oil

3. The horizontally placed conductors of a single phase line operating at 50Hz are having outside diameter of 1.6cm and the spacing between centres of the conductors is 6m. The permittivity of free space is  $8.854 \times 10^{-12}$  F/m. The capacitance to ground per kilometre of each line is

- a)  $4.2 \times 10^{-9}$  F

- b)  $4.2 \times 10^{-12} \text{ F}$
- c)  $8.4 \times 10^{-9} \text{ F}$
- d)  $8.4 \times 10^{-12} \text{ F}$

**Course Outcome 5 (CO5):**

1. Consider a continuous time system with input  $x(t)$  and output  $y(t)$  given by  $y(t)=x(t)\cos(t)$ . This system is

- a) Linear and time invariant
- b) Non-linear and time invariant
- c) Linear and time varying
- d) Non-linear time varying

2. Signal Flow Graph is used to obtain

- a) Stability of the system
- b) Transfer Function of a system
- c) Controllability of a system
- d) Observability of a system

3. The steady state error due to a step input for Type 1 system is

- a) Zero
- b) Infinity
- c) 1
- d) 0.5


**Syllabus**

Full Syllabus of all Five selected Courses.

**Course Contents and Lecture Schedule**

No	Topic	No. of Lectures
1	<b>Circuits and Networks</b>	
1.1	Mock Test on Module 1 and Module 2	1
1.2	Mock Test on Module 3, Module 4 and Module 5	1
1.3	Feedback and Remedial	1
2	<b>DC Machines and Transformers</b>	
2.1	Mock Test on Module 1, Module 2 and Module 3	1
2.2	Mock Test on Module 4 and Module 5	1
2.3	Feedback and Remedial	1
3	<b>Digital Electronics</b>	
3.1	Mock Test on Module 1 and Module 2	1
3.2	Mock Test on Module 3, Module 4 and Module 5	1

3.3	Feedback and Remedial	<b>1</b>
4	<b>Power Systems I</b>	
4.1	Mock Test on Module 1, Module 2 and Module 3	<b>1</b>
4.2	Mock Test on Module 4 and Module 5	<b>1</b>
4.3	Mock Test on Module 1, Module 2 and Module 3	<b>1</b>
5	<b>Signals and Systems</b>	
5.1	Mock Test on Module 1, Module 2 and Module 3	<b>1</b>
5.2	Mock Test on Module 4 and Module 5	<b>1</b>
5.3	Feedback and Remedial	<b>1</b>



CODE	COURSE	CATEGORY	L	T	P	CREDIT
EEL332	POWER SYSTEMS LAB	PCC	0	0	3	2

**Preamble** : This Laboratory Course will provide a perfect platform for the students to do hands-on practise with hardware and software in Power Systems. The experiments include simulation of power system analysis in steady state and transient state. The Hardware experiments cover Protective Relaying and High Voltage Testing. Successful completion of this lab will certainly make the students equipped for any Power Industry.

**Prerequisite** : EET301 Power Systems I

**Course Outcomes** : After the completion of the course the student will be able to:

<b>CO 1</b>	Develop mathematical models and conduct steady state and transient analysis of power system networks using standard software.
<b>CO 2</b>	Develop a frequency domain model of power system networks and conduct the stability analysis.
<b>CO 3</b>	Conduct appropriate tests for any power system component as per standards.
<b>CO 4</b>	Conduct site inspection and evaluate performance ratio of solar power plant.

#### Mapping of course outcomes with program outcomes

	PO 1	PO 2	PO 3	PO 4	PO 5	PO 6	PO 7	PO 8	PO 9	PO 10	PO 11	PO 12
<b>CO 1</b>	3	3	2	3	3			3	2	3		3
<b>CO 2</b>	3	2	1	3	3			1	2	3		2
<b>CO 3</b>	3	1	1	3	3	3	1	3	3	3		3
<b>CO 4</b>	3	1	1	3	3	3	3	3	3	3	2	3

#### ASSESSMENT PATTERN:

**Mark distribution** :

Total Marks	CIE	ESE	ESE Duration
150	75	75	3 hours



**Continuous Internal Evaluation (CIE) Pattern:**

Attendance	Regular Lab work	Internal Test	Course Project	Total
15	30	25	5	75

Internal Test Evaluation (Immediately before the second series test)

**End Semester Examination Pattern:**

The following guidelines should be followed regarding award of marks:

- (a) Preliminary work ( Type of Test, circuit diagram and diagram for simulation): 15 Marks
- (b) Simulation in software and Conducting the experiment (Procedure) : 10 Marks
- (c) Performance, result and inference (usage of equipment and troubleshooting): 25 Marks
- (d) Viva voce : 20 marks
- (e) Record : 5 Marks

**General instructions :** Practical examination to be conducted immediately after the second series test covering the entire syllabus given. Each student has to do both software and hardware parts for the examination. Evaluation is a serious process that is to be conducted under the equal responsibility of both the internal and external examiners. The number of candidates evaluated per day should not exceed 20. Students shall be allowed for the University examination only on submitting the duly certified record. The external examiner shall endorse the record.

**LIST OF EXPERIMENTS:****Part A: POWER SYSTEM SIMULATION EXPERIMENTS**

1. Y-Bus Formulation(Basic Programming): Effect of change in topology
2. Transmission Line Modelling (Basic Programming): ABCD constants
3. Load Flow Analysis –Gauss-Siedel Method, Newton-Raphson Method, Fast Decoupled Method – Effect of change in load/generation schedule
4. Load Flow Analysis –Gauss-Siedel Method, Newton-Raphson Method, Fast Decoupled Method – Effect of change in real power/reactive power limits
5. Short Circuit Analysis – Symmetrical Faults and Unsymmetrical Faults
6. Contingency Ranking
7. Transient Stability Analysis
8. Automatic Generation Control – Single Area, Two Area
9. Distribution Systems with Solar PV units
10. Reactive Power Control.
11. Ferranti Effect and Reactive Power Compensation.
12. Plot the IV characteristics of a PV module and determine Maximum Power Point.

**Part B: POWER SYSTEM COMPONENT TESTING (Hardware experiments)**

1. High voltage testing -Power frequency/Impulse
2. High voltage testing -DC
3. Smart metering
4. Relay Testing - Over current relay /Earth fault(Electromechanical/Static/Numerical)
5. Relay Testing –Voltage relay/ Impedance Relay (Electromechanical/Static/Numerical)
6. Insulation Testing – LT & HT Cable
7. Earth Resistance
8. Testing of CT and PT
9. Testing of transformer oil
10. Testing of dielectric strength of solid insulating materials
11. Testing of dielectric strength of air
12. Power factor improvement

**Instructions:**

Both software and hardware experiments are included. **At least 12 experiments (4 hardware experiments are mandatory) and one Mini Project.** Any additional experiment can be treated as Beyond the Syllabus. **Students have to do software simulation and a hardware testing for the End semester examination.**

**Mandatory Course Project:**

**Design a solar power plant (rooftop or ground mounted).Conduct site inspection and feasibility study. Design the components to be used and calculate the performance ratio. Prepare a concise project report giving justifications to the choices made and the economic analysis.**

Students have to do a mandatory course project (group size not more than 4 students-individual may be preferred).A report isalso to be submitted. Performance can be evaluated along with the internal test and a maximum of 5 marks shall be awarded.

**Reference Books:**

1. HadiSaadat, *Power System Analysis*, 2/e, McGraw Hill, 2002.
2. Kothari D. P. and I. J. Nagrath, *Modern Power System Analysis*, 2/e, TMH, 2009
3. M. S. Naidu, V. Kamaraju, *High Voltage Engineering*, Tata McGraw-Hill Education, 2004
4. Wadhwa C. L., *Electrical Power Systems*, 3/e, New Age International, 2009.
5. IEC 61850.
6. IEEE 1547 and 2030 Standards.
7. IS Codes for Testing of Power System components.
8. IEC 61724-1:2017Performance of Solar Power Plants.

CODE	COURSE	CATEGORY	L	T	P	CREDIT
EEL334	POWER ELECTRONICS LAB	PCC	0	0	3	2

**Preamble :** Impart practical knowledge for the design and setup of different power electronic converters and its application for motor control.

**Prerequisite :** Power Electronics (EET306)

**Course Outcomes :** After the completion of the course the student will be able to

<b>CO 1</b>	Determine the characteristics of SCR and design triggering circuits for SCR based circuits.
<b>CO 2</b>	Design, set up and analyse single phase AC voltage controllers.
<b>CO 3</b>	Design, set up and test suitable gate drives for MOSFET/IGBT.
<b>CO 4</b>	Design, set up and test basic inverter topologies.
<b>CO 5</b>	Design and set up dc-dc converters.
<b>CO 6</b>	Develop simulation models of dc-dc converters, rectifiers and inverters using modern simulation tools.

**Mapping of course outcomes with program outcomes**

	PO 1	PO 2	PO 3	PO 4	PO 5	PO 6	PO 7	PO 8	PO 9	PO 10	PO 11	PO 12
<b>CO 1</b>	3	3	2	2	2	-	-	-	3	2	-	3
<b>CO 2</b>	3	3	2	2	2	-	-	-	3	2	-	3
<b>CO 3</b>	3	3	2	2	2	-	-	-	3	2	-	3
<b>CO 4</b>	3	3	2	2	2	-	-	-	3	2	-	3
<b>CO 5</b>	3	3	2	2	2	-	-	-	3	2	-	3
<b>CO 6</b>	3	3	2	2	3	-	-	-	3	2	-	3

**ASSESSMENT PATTERN:**

**Mark distribution:**

Total Marks	CIE marks	ESE marks	ESE Duration
150	75	75	3 hours

**Continuous Internal Evaluation (CIE) Pattern:**

Attendance	Regular Lab work	Internal Test	Course Project	Total
15	30	25	5	75

Internal Test Evaluation (Immediately before the second series test)

### End Semester Examination (ESE) Pattern:

The following guidelines should be followed regarding award of marks:

- |  |           |
|--|-----------|
| a) Preliminary Work  | : 15Marks |
| b) Implementing the work/Conducting the experiment                             | : 10Marks |
| c) Performance, result and inference (usage of equipments and troubleshooting) | : 25Marks |
| d) Viva voce   | : 20marks |
| e) Record  | : 5Marks  |

**General instructions** : Practical examination is to be conducted immediately after the second series test after conducting 12 experiments from the list of experiments given below. Evaluation is a serious process that is to be conducted under the equal responsibility of both the internal and external examiners. The number of candidates evaluated per day should not exceed 20. Students shall be allowed for the University examination only on submitting the duly certified record. The external examiner shall endorse the record.

### LIST OF EXPERIMENTS:

(12 experiments are mandatory)

**HARDWARE EXPERIMENTS:** (A minimum of 8 experiments are mandatory)

#### 1. Static characteristics of SCR

**Aim:** To determine the minimum gate current & gate voltage required to trigger the SCR also to measure the latching current, holding current and to plot the static characteristics of SCR

#### 2. R and RC firing scheme for SCR control

**Aim:** To design and set up a half wave controlled rectifier with R and RC firing circuits and plot voltage waveform across the load and thyristor for different firing angles. Also determine the minimum and maximum firing angles of this circuit.

#### 3. Line Synchronised Triggering Circuits of SCR

**Aim:** To design and set-up line synchronized Ramp Trigger and Digital Trigger circuits of SCR and observe the waveforms

#### 4. AC Voltage Controller

**Aim:** To study the single phase AC voltage controller using TRIAC/SCRs. Set-up a single phase AC voltage controller & observe waveforms across load resistance for different firing angles.

#### 5. Gate Driver Circuits for MOSFET/IGBT

**Aim:** To design and test a gate driver circuit for triggering half bridge inverter using MOSFET / IGBT using industry-standard MOSFET drive ICs/Circuits. To test the driving of floating and ground-referenced configurations.

**6. Single Phase fully Controlled SCR bridge rectifier**

**Aim:** To design and set up a single phase full converter with RL/RLE loads and observe the waveforms with and without freewheeling diode.

**7. Design of Inductor/Transformer**

**Aim:** To design and fabricate an inductor/transformer to be used in power electronic circuits.

**8. Design and set-up buck/ boost / buck-boost converters**

**Aim:** To design and set up the buck/boost/buck-boost converter and analyse the characteristics of the same.

**9. Switching characteristics of MOSFET**

**Aim:** To study and understand the switching characteristics of a power MOSFET.

**10. Single-phase half bridge/full bridge inverter using power MOSFET/IGBT**

**Aim:** To design and set up a single phase half-bridge/full-bridge inverter and observe the waveforms across load and firing pulses.

**11. Single-phase sine PWM inverter with LC filter**

**Aim:** To design and set up a single phase sine PWM inverter with LC filter using microcontroller

**12. Three phase sine PWM Inverter using IGBT**

**Aim:** To set up a 3-phase PWM Inverter with RL load and observe the waveforms

**13. Speed control of DC motor using chopper**

**Aim:** To Control the speed of a DC motor using a step-down chopper

**14. Speed control of 3-phase induction motor**

**Aim:** To Control the speed of a 3-phase induction motor using V/f control method.

**SIMULATION EXPERIMENTS:** (A minimum of 4 experiments are mandatory)

**15. Simulation of 1-phase fully-controlled and half-controlled rectifier fed separately excited DC motor**

**Aim:** To simulate 1-phase fully-controlled and half-controlled rectifier fed Separately Excited DC motor and observe the speed, torque, armature current, armature voltage, source current waveforms and find the THD in source current and input power factor.

**16. Simulation of Dual Converter – 4 quadrant operation of separately excited DC motor**

**Aim:** To simulate a dual converter for a separately excited DC motor and to understand the four quadrant operation

**17. Simulation of buck/boost/buck-boost converters**

**Aim:** To simulate a buck, boost and buck boost converter using MATLAB/equivalent or any other simulation platform and analyse the performance under various duty ratio/ switching frequency.

**18. Simulation of single phase & three phase sine PWM inverters.**

**Aim:** To simulate a single phase and three phase sine PWM inverter using MATLAB/equivalent

**19. Simulation of 3-phase fully-controlled converter with R, RL, RLE loads**

**Aim:** To simulate a 3-phase fully controlled converter with R,RL and RLE loads and observe the waveform in MATLAB simulink/equivalent.

**20. Comparative study of PWM and Square wave inverters.**

**Aim:-**To analyse THD, fundamental component of output voltage in PWM and Square wave inverters (single phase) using MATLAB/equivalent.

**Mandatory Group Project Work :** Students have to do a mandatory micro project (group size not more than 5 students) preferably a simulation work. A report also is to be submitted. Performance can be evaluated along with the internal test and a maximum of 5 marks shall be awarded.

**Reference Books:**

1. L. Umanand: Power Electronics – Essentials & Applications, Wiley-India
2. Mohan, Undeland, Robbins: Power Electronics, Converters, Applications & Design, Wiley-India
3. Muhammad H. Rashid: Power Electronics Circuits, Devices and Applications, Pearson Education
4. Ned Mohan A: “First course on power electronics and drives”, MNPERE, 2003 Edn.

Estd.

2014